

**EMPLOYEES' COMPENSATION COMMISSION***Status of Budget Utilization Report (In Pesos)***As of January 31, 2021**

Fund Sources	2020 APPROVED BUDGET				Current Year Obligated				Balances				% of Utilization
	PS	MOOE	CO	TOTAL	PS	MOOE	CO	TOTAL	PS	MOOE	CO	TOTAL	
SIF	78,524,000	91,417,320		169,941,320	4,953,293.73	1,340,648.88		6,293,942.61	73,570,706.27	90,076,671.12	-	163,647,377.39	4%
Retained Earnings		69,374,680	37,715,000	107,089,680		269,900.00	-	269,900.00	-	69,104,780.00	37,715,000	106,819,780.00	0%
<b>TOTAL</b>	<b>78,524,000</b>	<b>160,792,000</b>	<b>37,715,000</b>	<b>277,031,000</b>	<b>4,953,293.73</b>	<b>1,610,548.88</b>	<b>-</b>	<b>6,563,842.61</b>	<b>73,570,706.27</b>	<b>159,181,451.12</b>	<b>37,715,000</b>	<b>270,467,157.39</b>	<b>2%</b>

**Note:** Funds sourced from the State Insurance Fund (SIF) and ECC retained earnings and receive no financial budgetary support from the National Government.

Prepared by:

  
**NOVELINA C. IBESATE**  
Budget Officer II

Date: February 7, 2021

Noted by:

  
**STELLA ZIPAGAN-BANAWIS**  
Executive Director

**EMPLOYEES' COMPENSATION COMMISSION***Status of Budget Utilization Report (In Pesos)***As of February 28, 2021**

Fund Sources	2021 INTERIM BUDGET				Current Year Obligated				Balances				% of Utilization
	PS	MOOE	CO	TOTAL	PS	MOOE	CO	TOTAL	PS	MOOE	CO	TOTAL	
SIF	78,524,000	91,417,320		169,941,320	9,090,362.44	3,791,319.18		12,881,681.62	69,433,637.56	87,626,000.82	-	157,059,638.38	8%
Retained Earnings		69,374,680	37,715,000	107,089,680		45,507.00	-	45,507.00	-	69,329,173.00	37,715,000	107,044,173.00	0%
<b>TOTAL</b>	<b>78,524,000</b>	<b>160,792,000</b>	<b>37,715,000</b>	<b>277,031,000</b>	<b>9,090,362.44</b>	<b>3,836,826.18</b>	<b>-</b>	<b>12,927,188.62</b>	<b>69,433,637.56</b>	<b>156,955,173.82</b>	<b>37,715,000</b>	<b>264,103,811.38</b>	<b>5%</b>

**Note: Funds sourced from the State Insurance Fund (SIF) and ECC retained earnings and receive no financial budgetary support from the National Government.**

Prepared by:

Noted by:

**NOVELINA C. IBESATE**

Budget Officer II

Date: March 8, 2021

**STELLA ZIPAGAN-BANAWIS**


Executive Director

**EMPLOYEES' COMPENSATION COMMISSION***Status of Budget Utilization Report (In Pesos)***As of March 31, 2021**

Fund Sources	2021 INTERIM BUDGET				Current Year Obligated				Balances				% of Utilization
	PS	MOOE	CO	TOTAL	PS	MOOE	CO	TOTAL	PS	MOOE	CO	TOTAL	
SIF	78,524,000	91,417,320		169,941,320	15,112,928.62	8,189,135.30		23,302,063.92	63,411,071.38	83,228,184.70	-	146,639,256.08	14%
Retained Earnings		69,374,680	37,715,000	107,089,680		70,507.00	-	70,507.00	-	69,304,173.00	37,715,000	107,019,173.00	0%
<b>TOTAL</b>	<b>78,524,000</b>	<b>160,792,000</b>	<b>37,715,000</b>	<b>277,031,000</b>	<b>15,112,928.62</b>	<b>8,259,642.30</b>	<b>-</b>	<b>23,372,570.92</b>	<b>63,411,071.38</b>	<b>152,532,357.70</b>	<b>37,715,000</b>	<b>253,658,429.08</b>	<b>8%</b>

Note: Funds sourced from the State Insurance Fund (SIF) and ECC retained earnings and receive no financial budgetary support from the National Government.

Prepared by:

  
**NOVELINA C. IBESATE**  
 Budget Officer II

Date: April 6, 2021

Noted by:


  
**STELLA ZIPAGAN-BANAWIS**  
 Executive Director

**EMPLOYEES' COMPENSATION COMMISSION***Status of Budget Utilization Report (In Pesos)***As of April 30, 2021**

Fund Sources	2021 INTERIM BUDGET				Current Year Obligated				Balances				% of Utilization
	PS	MOOE	CO	TOTAL	PS	MOOE	CO	TOTAL	PS	MOOE	CO	TOTAL	
SIF	78,524,000	91,417,320		169,941,320	19,676,181.33	14,654,156.95		34,330,338.28	58,847,818.67	76,763,163.05	-	135,610,981.72	20%
Retained Earnings		69,374,680	37,715,000	107,089,680		80,507.00	-	80,507.00	-	69,294,173.00	37,715,000	107,009,173.00	0%
TOTAL	78,524,000	160,792,000	37,715,000	277,031,000	19,676,181.33	14,734,663.95	-	34,410,845.28	58,847,818.67	146,057,336.05	37,715,000	242,620,154.72	12%

**Note: Funds sourced from the State Insurance Fund (SIF) and ECC retained earnings and receive no financial budgetary support from the National Government.**

Prepared by:

  
**NOVELINA C. IBESATE**  
Budget Officer II

Date: May 21, 2021

Noted by:


  
**STELLA ZIPAGAN-BANAWIS**  
Executive Director

**EMPLOYEES' COMPENSATION COMMISSION***Status of Budget Utilization Report (In Pesos)***As of MAY 31, 2021**

Fund Sources	2021 INTERIM BUDGET				Current Year Obligated				Balances				% of Utilization
	PS	MOOE	CO	TOTAL	PS	MOOE	CO	TOTAL	PS	MOOE	CO	TOTAL	
SIF	78,524,000	91,417,320		169,941,320	27,322,157.50	20,550,028.61		47,872,186.11	51,201,842.50	70,867,291.39	-	122,069,133.89	28%
Retained Earnings		69,374,680	37,715,000	107,089,680		123,409.00	-	123,409.00	-	69,251,271.00	37,715,000	106,966,271.00	0%
TOTAL	78,524,000	160,792,000	37,715,000	277,031,000	27,322,157.50	20,673,437.61	-	47,995,595.11	51,201,842.50	140,118,562.39	37,715,000	229,035,404.89	17%

**Note: Funds sourced from the State Insurance Fund (SIF) and ECC retained earnings and receive no financial budgetary support from the National Government.**

Prepared by:

  
**NOVELINA C. IBESATE**  
Budget Officer II

Date: May 28, 2021

Noted by:


  
**STELLA ZIPAGAN-BANAWIS**  
Executive Director

**EMPLOYEES' COMPENSATION COMMISSION***Status of Budget Utilization Report (In Pesos)***As of June 30, 2021**

Fund Sources	2021 INTERIM BUDGET				Current Year Obligated				Balances				% of Utilization
	PS	MOOE	CO	TOTAL	PS	MOOE	CO	TOTAL	PS	MOOE	CO	TOTAL	
SIF	78,524,000	91,417,320		169,941,320	32,188,473.66	31,402,519.37		63,590,993.03	46,335,526.34	60,014,800.63	-	106,350,326.97	37%
Retained Earnings		69,374,680	37,715,000	107,089,680		187,789.00	-	187,789.00	-	69,186,891.00	37,715,000	106,901,891.00	0%
<b>TOTAL</b>	<b>78,524,000</b>	<b>160,792,000</b>	<b>37,715,000</b>	<b>277,031,000</b>	<b>32,188,473.66</b>	<b>31,590,308.37</b>	<b>-</b>	<b>63,778,782.03</b>	<b>46,335,526.34</b>	<b>129,201,691.63</b>	<b>37,715,000</b>	<b>213,252,217.97</b>	<b>23%</b>

**Note: Funds sourced from the State Insurance Fund (SIF) and ECC retained earnings and receive no financial budgetary support from the National Government.**

Prepared by:

  
**NOVELINA C. IBESATE**  
Budget Officer II

Noted by:

  
**STELLA ZIPAGAN-BANAWIS**  
Executive Director




**EMPLOYEES' COMPENSATION COMMISSION***Status of Budget Utilization Report (In Pesos)***As of August 31, 2021**

Fund Sources	2021 APPROVED BUDGET				Current Year Obligated				Balances				% of Utilization
	PS	MOOE	CO	TOTAL	PS	MOOE	CO	TOTAL	PS	MOOE	CO	TOTAL	
SIF	77,369,000	174,158,000		251,527,000	39,772,017.69	55,975,652.73		95,747,670.42	37,596,982.31	118,182,347.27	-	155,779,329.58	38%
Retained Earnings			3,452,708	3,452,708			-	-	-	-	3,452,708	3,452,708.00	0%
TOTAL	77,369,000	174,158,000	3,452,708	254,979,708	39,772,017.69	55,975,652.73	-	95,747,670.42	37,596,982.31	118,182,347.27	3,452,708	159,232,037.58	38%

**Note: Funds sourced from the State Insurance Fund (SIF) and ECC retained earnings and receive no financial budgetary support from the National Government.**

Prepared by:

  
**NOVELINA C. IBESATE**  
Budget Officer II

Noted by:


  
**STELLA ZIPAGAN-BANAWIS**  
Executive Director

**EMPLOYEES' COMPENSATION COMMISSION***Status of Budget Utilization Report (In Pesos)***As of September 30, 2021**

Fund Sources	2021 APPROVED BUDGET				Current Year Obligated				Balances				% of Utilization
	PS	MOOE	CO	TOTAL	PS	MOOE	CO	TOTAL	PS	MOOE	CO	TOTAL	
SIF	77,369,000	174,158,000		251,527,000	4,420,755.68	70,565,573.53		74,986,329.21	72,948,244.32	103,592,426.47	-	176,540,670.79	30%
Retained Earnings			3,452,708	3,452,708			789,538	789,538.00	-	-	2,663,170	2,663,170.00	23%
<b>TOTAL</b>	<b>77,369,000</b>	<b>174,158,000</b>	<b>3,452,708</b>	<b>254,979,708</b>	<b>4,420,755.68</b>	<b>70,565,573.53</b>	<b>789,538</b>	<b>75,775,867.21</b>	<b>72,948,244.32</b>	<b>103,592,426.47</b>	<b>2,663,170</b>	<b>179,203,840.79</b>	<b>30%</b>

Note: Funds sourced from the State Insurance Fund (SIF) and ECC retained earnings and receive no financial budgetary support from the National Government.

Prepared by:

  
**NOVELINA C. IBESATE**  
 Budget Officer II

Noted by:

  
**STELLA ZIPAGAN-BANAWIS**  
 Executive Director




**EMPLOYEES' COMPENSATION COMMISSION***Status of Budget Utilization Report (In Pesos)***As of October 31, 2021**

Fund Sources	2021 APPROVED BUDGET				Current Year Obligated				Balances				% of Utilization
	PS	MOOE	CO	TOTAL	PS	MOOE	CO	TOTAL	PS	MOOE	CO	TOTAL	
SIF	77,369,000	174,158,000		251,527,000	48,601,404.28	89,790,893.50		138,392,297.78	28,767,595.72	84,367,106.50	-	113,134,702.22	55%
Retained Earnings			3,452,708	3,452,708			789,538	789,538.00	-	-	2,663,170	2,663,170.00	23%
TOTAL	77,369,000	174,158,000	3,452,708	254,979,708	48,601,404.28	89,790,893.50	789,538	139,181,835.78	28,767,595.72	84,367,106.50	2,663,170	115,797,872.22	55%

**Note: Funds sourced from the State Insurance Fund (SIF) and ECC retained earnings and receive no financial budgetary support from the National Government.**

Prepared by:

  
**NOVELINA C. IBESATE**  
Budget Officer II

Noted by:


  
**STELLA ZIPAGAN-BANAWIS**  
Executive Director

**EMPLOYEES' COMPENSATION COMMISSION***Status of Budget Utilization Report (In Pesos)***As of November 30, 2021**

Fund Sources	2021 APPROVED BUDGET				Current Year Obligated				Balances				% of Utilization
	PS	MOOE	CO	TOTAL	PS	MOOE	CO	TOTAL	PS	MOOE	CO	TOTAL	
SIF	77,369,000	174,158,000		251,527,000	57,051,493.30	114,641,572.63		171,693,065.93	20,317,506.70	59,516,427.37	-	79,833,934.07	68%
Retained Earnings			3,452,708	3,452,708			789,538	789,538.00	-	-	2,663,170	2,663,170.00	23%
<b>TOTAL</b>	<b>77,369,000</b>	<b>174,158,000</b>	<b>3,452,708</b>	<b>254,979,708</b>	<b>57,051,493.30</b>	<b>114,641,572.63</b>	<b>789,538</b>	<b>172,482,603.93</b>	<b>20,317,506.70</b>	<b>59,516,427.37</b>	<b>2,663,170</b>	<b>82,497,104.07</b>	<b>68%</b>

Note: Funds sourced from the State Insurance Fund (SIF) and ECC retained earnings and receive no financial budgetary support from the National Government.

Prepared by:

  
**NOVELINA C. IBESATE**  
 Budget Officer II

Noted by:

  
**STELLA ZIPAGAN-BANAWIS**  
 Executive Director


December 13, 2021

**EMPLOYEES' COMPENSATION COMMISSION***Status of Budget Utilization Report (In Pesos)***As of December 31, 2021**

Fund Sources	2021 APPROVED BUDGET				Current Year Obligated				Balances				% of Utilization
	PS	MOOE	CO	TOTAL	PS	MOOE	CO	TOTAL	PS	MOOE	CO	TOTAL	
SIF	77,369,000	174,158,000		251,527,000	77,919,486.85	140,261,812.93		218,181,299.78	(550,486.85)	33,896,187.07	-	33,345,700.22	87%
Retained Earnings			3,452,708	3,452,708			-	-	-	-	3,452,708	3,452,708.00	0%
TOTAL	77,369,000	174,158,000	3,452,708	254,979,708	77,919,486.85	140,261,812.93	-	218,181,299.78	(550,486.85)	33,896,187.07	3,452,708	36,798,408.22	86%

Note: Funds sourced from the State Insurance Fund (SIF) and ECC retained earnings and receive no financial budgetary support from the National Government.

Prepared by:

  
**NOVELINA C. IBESATE**  
Budget Officer II

Noted by:

  
**STELLA ZIPAGAN-BANAWIS**  
Executive Director