

**EMPLOYEES COMPENSATION COMMISSION
MONTHLY REPORT OF DISBURSEMENT
As of January 31, 2020**

MONTHS	CURRENT YEAR BUDGET				PRIOR YEARS BUDGET (rebudget in 2019)				PRIOR YEAR'S OBLIGATION				GRAND TOTAL			
	PS	MOOE	CO	TOTAL	PS	MOOE	CO	TOTAL	PS	MOOE	CO	TOTAL	PS	MOOE	CO	TOTAL
January	3,615,514.54	3,234,970.92	-	6,850,485.46	-	-	305,685.00	305,685.00	4,088,446.33	8,444,557.68	-	12,533,004.01	7,703,960.87	11,679,528.60	305,685.00	19,689,174.47
TOTAL	3,615,514.54	3,234,970.92	-	6,850,485.46	-	-	305,685.00	305,685.00	4,088,446.33	8,444,557.68	-	12,533,004.01	7,703,960.87	11,679,528.60	305,685.00	19,689,174.47

Note: Disbursement computed based on the checks issued and cash payment made.

ECC is a non-GBE GOCC with no budgetary support from the national government.

19,383,489.47

Prepared by:

MARIA TERESA M URBANO
Chief, Finance Division

Date: February 17, 2020

NOTED BY:

STELLA ZIPAGAN-BANAWIS
Executive Director

EMPLOYEES COMPENSATION COMMISSION
MONTHLY REPORT OF DISBURSEMENT
As of February 29, 2020

MONTHS	CURRENT YEAR BUDGET				PRIOR YEARS BUDGET (rebudget in 2019)				PRIOR YEAR'S OBLIGATION				GRAND TOTAL			
	PS	MOOE	CO	TOTAL	PS	MOOE	CO	TOTAL	PS	MOOE	CO	TOTAL	PS	MOOE	CO	TOTAL
January	3,615,514.54	3,234,970.92	-	6,850,485.46	-	-	305,685.00	305,685.00	4,088,446.33	8,444,557.68	-	12,533,004.01	7,703,960.87	11,679,528.60	305,685.00	19,689,174.47
February	6,286,713.49	5,799,677.17	-	12,086,390.66	-	-	-	-	1,161,246.78	1,407,355.00	-	2,568,601.78	7,447,960.27	7,207,032.17	-	14,654,992.44
TOTAL	9,902,228.03	9,034,648.09	-	18,936,876.12	-	-	305,685.00	305,685.00	5,249,693.11	9,851,912.68	-	15,101,605.79	15,151,921.14	18,886,560.77	305,685.00	34,344,166.91

Note: Disbursement computed based on the checks issued and cash payment made.

ECC is a non-GBE GOCC with no budgetary support from the national government.

-
34,038,481.91

Prepared by:

MARIA TERESA M URBANO
Chief, Finance Division

Date: February 17, 2020

NOTED BY:

STELLA ZIPAGAN-BANAWIS
Executive Director

EMPLOYEES COMPENSATION COMMISSION
MONTHLY REPORT OF DISBURSEMENT
As of March 31, 2020

MONTHS	CURRENT YEAR BUDGET				PRIOR YEARS BUDGET (rebudget in 2019)				PRIOR YEAR'S OBLIGATION				GRAND TOTAL			
	PS	MOOE	CO	TOTAL	PS	MOOE	CO	TOTAL	PS	MOOE	CO	TOTAL	PS	MOOE	CO	TOTAL
January	3,615,514.54	3,234,970.92	-	6,850,485.46	-	-	305,685.00	305,685.00	4,088,446.33	8,444,557.68	-	12,533,004.01	7,703,960.87	11,679,528.60	305,685.00	19,689,174.47
February	6,286,713.49	5,799,677.17	-	12,086,390.66	-	-	-	-	1,161,246.78	1,407,355.00	-	2,568,601.78	7,447,960.27	7,207,032.17	-	14,654,992.44
March	4,849,893.07	4,364,229.42	-	9,214,122.49	-	-	-	-	798,842.23	368,439.09	-	1,167,281.32	5,648,735.30	4,732,668.51	-	10,381,403.81
TOTAL	14,752,121.10	13,398,877.51	-	28,150,998.61	-	-	305,685.00	305,685.00	6,048,535.34	10,220,351.77	-	16,268,887.11	20,800,656.44	23,619,229.28	305,685.00	44,725,570.72

Note: Disbursement computed based on the checks issued and cash payment made.

ECC is a non-GBE GOCC with no budgetary support from the national government.

-
44,419,885.72

Prepared by:

MARIA TERESA M URBANO
Chief, Finance Division

Date: February 17, 2020

NOTED BY:

STELLA ZIPAGAN-BANAWIS
Executive Director

EMPLOYEES COMPENSATION COMMISSION
MONTHLY REPORT OF DISBURSEMENT
As of April 30,2020

MONTHS	CURRENT YEAR BUDGET				PRIOR YEARS BUDGET (rebudget in 2019)				PRIOR YEAR'S OBLIGATION				GRAND TOTAL			
	PS	MOOE	CO	TOTAL	PS	MOOE	CO	TOTAL	PS	MOOE	CO	TOTAL	PS	MOOE	CO	TOTAL
January	3,615,514.54	3,234,970.92	-	6,850,485.46	-	-	305,685.00	305,685.00	4,088,446.33	8,444,557.68	-	12,533,004.01	7,703,960.87	11,679,528.60	305,685.00	19,689,174.47
February	6,286,713.49	5,799,677.17	-	12,086,390.66	-	-	-	-	1,161,246.78	1,407,355.00	-	2,568,601.78	7,447,960.27	7,207,032.17	-	14,654,992.44
March	4,849,893.07	4,364,229.42	-	9,214,122.49	-	-	-	-	798,842.23	368,439.09	-	1,167,281.32	5,648,735.30	4,732,668.51	-	10,381,403.81
April	2,525,449.44	-	-	2,525,449.44	-	-	-	-	-	-	-	-	2,525,449.44	-	-	2,525,449.44
												-				
TOTAL	17,277,570.54	13,398,877.51	-	30,676,448.05	-	-	305,685.00	305,685.00	6,048,535.34	10,220,351.77	-	16,268,887.11	23,326,105.88	23,619,229.28	305,685.00	47,251,020.16

Note: Disbursement computed based on the checks issued and cash payment made.

ECC is a non-GBE GOCC with no budgetary support from the national government.

-
46,945,335.16

Prepared by:

MARIA TERESA M URBANO
Chief, Finance Division

Date: February 17, 2020

NOTED BY:

STELLA ZIPAGAN-BANAWIS
Executive Director

EMPLOYEES COMPENSATION COMMISSION
MONTHLY REPORT OF DISBURSEMENT
As of May 31, 2020

MONTHS	CURRENT YEAR BUDGET				PRIOR YEARS BUDGET (rebudget in 2019)				PRIOR YEAR'S OBLIGATION				GRAND TOTAL			
	PS	MOOE	CO	TOTAL	PS	MOOE	CO	TOTAL	PS	MOOE	CO	TOTAL	PS	MOOE	CO	TOTAL
January	3,615,514.54	3,234,970.92	-	6,850,485.46	-	-	305,685.00	305,685.00	4,088,446.33	8,444,557.68	-	12,533,004.01	7,703,960.87	11,679,528.60	305,685.00	19,689,174.47
February	6,286,713.49	5,799,677.17	-	12,086,390.66	-	-	-	-	1,161,246.78	1,407,355.00	-	2,568,601.78	7,447,960.27	7,207,032.17	-	14,654,992.44
March	4,849,893.07	4,364,229.42	-	9,214,122.49	-	-	-	-	798,842.23	368,439.09	-	1,167,281.32	5,648,735.30	4,732,668.51	-	10,381,403.81
April	2,525,449.44	-	-	2,525,449.44	-	-	-	-	-	-	-	-	2,525,449.44	-	-	2,525,449.44
May	6,580,753.36	-	-	6,580,753.36	-	-	-	-	-	-	-	-	6,580,753.36	-	-	6,580,753.36
TOTAL	23,858,323.90	13,398,877.51	-	37,257,201.41	-	-	305,685.00	305,685.00	6,048,535.34	10,220,351.77	-	16,268,887.11	29,906,859.24	23,619,229.28	305,685.00	53,831,773.52

Note: Disbursement computed based on the checks issued and cash payment made.

ECC is a non-GBE GOCC with no budgetary support from the national government.

-
53,526,088.52

Prepared by:

NOTED BY:

MARIA TERESA M URBANO
Chief, Finance Division

STELLA ZIPAGAN-BANAWIS
Executive Director

Date: February 17, 2020

EMPLOYEES COMPENSATION COMMISSION
MONTHLY REPORT OF DISBURSEMENT
As of June 30, 2020

MONTHS	CURRENT YEAR BUDGET				PRIOR YEARS BUDGET (rebudget in 2019)				PRIOR YEAR'S OBLIGATION				GRAND TOTAL			
	PS	MOOE	CO	TOTAL	PS	MOOE	CO	TOTAL	PS	MOOE	CO	TOTAL	PS	MOOE	CO	TOTAL
January	3,615,514.54	3,234,970.92	-	6,850,485.46	-	-	305,685.00	305,685.00	4,088,446.33	8,444,557.68	-	12,533,004.01	7,703,960.87	11,679,528.60	305,685.00	19,689,174.47
February	6,286,713.49	5,799,677.17	-	12,086,390.66	-	-	-	-	1,161,246.78	1,407,355.00	-	2,568,601.78	7,447,960.27	7,207,032.17	-	14,654,992.44
March	4,849,893.07	4,364,229.42	-	9,214,122.49	-	-	-	-	798,842.23	384,201.60	-	1,183,043.83	5,648,735.30	4,748,431.02	-	10,397,166.32
April	2,535,449.94	-	-	2,535,449.94	-	-	-	-	-	-	-	-	2,535,449.94	-	-	2,535,449.94
May*	6,620,342.86	-	-	6,620,342.86	-	-	-	-	-	-	-	-	6,620,342.86	-	-	6,620,342.86
June	7,391,194.99	6,769,532.65	-	14,160,727.64	-	-	-	-	196,443.55	10,909,406.01	-	11,105,849.56	7,587,638.54	17,678,938.66	-	25,266,577.20
TOTAL	31,299,108.89	20,168,410.16	-	51,467,519.05	-	-	305,685.00	305,685.00	6,244,978.89	21,145,520.29	-	27,390,499.18	37,544,087.78	41,313,930.45	305,685.00	79,163,703.23

Note: Disbursement computed based on the checks issued and cash payment made.

* adjusted balance

ECC is a non-GBE GOCC with no budgetary support from the national government.

78,858,018.23

Prepared by:

MARIA TERESA M URBANO
Chief, Finance Division

Date: July 7, 2020

NOTED BY:


STELLA ZIPAGAN-BANAWIS
Executive Director

**EMPLOYEES COMPENSATION COMMISSION
MONTHLY REPORT OF DISBURSEMENT
As of July 31, 2020**

MONTHS	CURRENT YEAR BUDGET				PRIOR YEARS BUDGET (rebudget in 2019)				PRIOR YEAR'S OBLIGATION				GRAND TOTAL			
	PS	MOOE	CO	TOTAL	PS	MOOE	CO	TOTAL	PS	MOOE	CO	TOTAL	PS	MOOE	CO	TOTAL
January	3,615,514.54	3,234,970.92	-	6,850,485.46	-	-	305,685.00	305,685.00	4,088,446.33	8,444,557.68	-	12,533,004.01	7,703,960.87	11,679,528.60	305,685.00	19,689,174.47
February	6,286,713.49	5,799,677.17	-	12,086,390.66	-	-	-	-	1,161,246.78	1,407,355.00	-	2,568,601.78	7,447,960.27	7,207,032.17	-	14,654,992.44
March	4,849,893.07	4,364,229.42	-	9,214,122.49	-	-	-	-	798,842.23	384,201.60	-	1,183,043.83	5,648,735.30	4,748,431.02	-	10,397,166.32
April	2,535,449.94	-	-	2,535,449.94	-	-	-	-	-	-	-	-	2,535,449.94	-	-	2,535,449.94
May*	6,620,342.86	-	-	6,620,342.86	-	-	-	-	-	-	-	-	6,620,342.86	-	-	6,620,342.86
June	7,391,194.99	6,769,532.65	-	14,160,727.64	-	-	-	-	196,443.55	10,909,406.01	-	11,105,849.56	7,587,638.54	17,678,938.66	-	25,266,577.20
July	4,544,224.81	7,012,624.56	-	11,556,849.37	-	-	-	-	20,828.64	72,800.00	-	93,628.64	4,565,053.45	7,085,424.56	-	11,650,478.01
TOTAL	35,843,333.70	27,181,034.72	-	63,024,368.42	-	-	305,685.00	305,685.00	6,265,807.53	21,218,320.29	-	27,484,127.82	42,109,141.23	48,399,355.01	305,685.00	90,814,181.24

Note: Disbursement computed based on the checks issued and cash payment made.
* adjusted balance

ECC is a non-GBE GOCC with no budgetary support from the national government.

Prepared by:

MARIA TERESA M. URBANO
Chief, Finance Division
Date: August 20, 2020

NOTED BY:


STELLA ZIPAGAN-BANAWIS
Executive Director

**EMPLOYEES COMPENSATION COMMISSION
MONTHLY REPORT OF DISBURSEMENT
As of August 31, 2020**

MONTHS	CURRENT YEAR BUDGET				PRIOR YEARS BUDGET (rebudget in 2019)				PRIOR YEAR'S OBLIGATION				GRAND TOTAL			
	PS	MOOE	CO	TOTAL	PS	MOOE	CO	TOTAL	PS	MOOE	CO	TOTAL	PS	MOOE	CO	TOTAL
January	3,615,514.54	3,234,970.92	-	6,850,485.46	-	-	305,685.00	305,685.00	4,088,446.33	8,444,557.68	-	12,533,004.01	7,703,960.87	11,679,528.60	305,685.00	19,689,174.47
February	6,286,713.49	5,799,677.17	-	12,086,390.66	-	-	-	-	1,161,246.78	1,407,355.00	-	2,568,601.78	7,447,960.27	7,207,032.17	-	14,654,992.44
March	4,849,893.07	4,364,229.42	-	9,214,122.49	-	-	-	-	798,842.23	384,201.60	-	1,183,043.83	5,648,735.30	4,748,431.02	-	10,397,166.32
April	2,535,449.94	-	-	2,535,449.94	-	-	-	-	-	-	-	-	2,535,449.94	-	-	2,535,449.94
May*	6,620,342.86	-	-	6,620,342.86	-	-	-	-	-	-	-	-	6,620,342.86	-	-	6,620,342.86
June	7,391,194.99	6,769,532.65	-	14,160,727.64	-	-	-	-	196,443.55	10,909,406.01	-	11,105,849.56	7,587,638.54	17,678,938.66	-	25,266,577.20
July*	4,545,724.81	7,030,460.56	-	11,576,185.37	-	-	-	-	20,828.64	72,800.00	-	93,628.64	4,566,553.45	7,103,260.56	-	11,669,814.01
August	4,142,640.78	7,031,658.30	-	11,174,299.08	-	-	-	-	69,102.82	280,500.00	-	349,602.82	4,211,743.60	7,312,158.30	-	11,523,901.90
TOTAL	39,987,474.48	34,230,529.02	-	74,218,003.50	-	-	305,685.00	305,685.00	6,334,910.35	21,498,820.29	-	27,833,730.64	46,322,384.83	55,729,349.31	305,685.00	102,357,419.14

Note: Disbursement computed based on the checks issued and cash payment made.
* adjusted balance

ECC is a non-GBE GOCC with no budgetary support from the national government.

Prepared by:

MARIA TERESA M URBANO
Chief, Finance Division

Date: September 8, 2020

NOTED BY:


STELLA ZIPAGAN-BANAWIS
Executive Director

EMPLOYEES COMPENSATION COMMISSION
MONTHLY REPORT OF DISBURSEMENT
As of **SEPTEMBER 30 2020**

MONTHS	CURRENT YEAR BUDGET				PRIOR YEARS BUDGET (rebudget in 2019)				PRIOR YEAR'S OBLIGATION				GRAND TOTAL			
	PS	MOOE	CO	TOTAL	PS	MOOE	CO	TOTAL	PS	MOOE	CO	TOTAL	PS	MOOE	CO	TOTAL
January	3,615,514.54	3,234,970.92	-	6,850,485.46	-	-	305,685.00	305,685.00	4,088,446.33	8,444,557.68	-	12,533,004.01	7,703,960.87	11,679,528.60	305,685.00	19,689,174.47
February	6,286,713.49	5,799,677.17	-	12,086,390.66	-	-	-	-	1,161,246.78	1,407,355.00	-	2,568,601.78	7,447,960.27	7,207,032.17	-	14,654,992.44
March	4,849,893.07	4,364,229.42	-	9,214,122.49	-	-	-	-	798,842.23	384,201.60	-	1,183,043.83	5,648,735.30	4,748,431.02	-	10,397,166.32
April	2,535,449.94	-	-	2,535,449.94	-	-	-	-	-	-	-	-	2,535,449.94	-	-	2,535,449.94
May*	6,620,342.86	-	-	6,620,342.86	-	-	-	-	-	-	-	-	6,620,342.86	-	-	6,620,342.86
June	7,391,194.99	6,769,532.65	-	14,160,727.64	-	-	-	-	196,443.55	10,909,406.01	-	11,105,849.56	7,587,638.54	17,678,938.66	-	25,266,577.20
July*	4,545,724.81	7,030,460.56	-	11,576,185.37	-	-	-	-	20,828.64	72,800.00	-	93,628.64	4,566,553.45	7,103,260.56	-	11,669,814.01
August*	4,142,640.78	7,028,908.30	-	11,171,549.08	-	-	-	-	69,102.82	280,500.00	-	349,602.82	4,211,743.60	7,309,408.30	-	11,521,151.90
September	4,159,301.00	10,008,372.04	-	14,167,673.04	-	-	-	-	853,071.45	3,943,999.99	-	4,797,071.44	5,012,372.45	13,952,372.03	-	18,964,744.48
TOTAL	44,146,775.48	44,236,151.06	-	88,382,926.54	-	-	305,685.00	305,685.00	7,187,981.80	25,442,820.28	-	32,630,802.08	51,334,757.28	69,678,971.34	305,685.00	121,319,413.62

Note: Disbursement computed based on the checks issued and cash payment made.
* adjusted balance

ECC is a non-GBE GOCC with no budgetary support from the national government.

Prepared by: 
MARIA TERESA M. URBANO
Chief, Finance Division
Date: October 21, 2020

NOTED BY:


STELLA ZIPAGAN MANAWIS
Executive Director


**EMPLOYEES COMPENSATION COMMISSION
MONTHLY REPORT OF DISBURSEMENT
As of October 31, 2020**

MONTHS	CURRENT YEAR BUDGET				PRIOR YEARS BUDGET (rebudget in 2020)				PRIOR YEAR'S OBLIGATION				GRAND TOTAL			
	PS	MOOE	CO	TOTAL	PS	MOOE	CO	TOTAL	PS	MOOE	CO	TOTAL	PS	MOOE	CO	TOTAL
January	3,615,514.54	3,234,970.92	-	6,850,485.46	-	-	305,685.00	305,685.00	4,088,446.33	8,444,557.68	-	12,533,004.01	7,703,960.87	11,679,528.60	305,685.00	19,689,174.47
February	6,286,713.49	5,799,677.17	-	12,086,390.66	-	-	-	-	1,161,246.78	1,407,355.00	-	2,568,601.78	7,447,960.27	7,207,032.17	-	14,654,992.44
March	4,849,893.07	4,364,229.42	-	9,214,122.49	-	-	-	-	798,842.23	384,201.60	-	1,183,043.83	5,648,735.30	4,748,431.02	-	10,397,166.32
April	2,535,449.94	-	-	2,535,449.94	-	-	-	-	-	-	-	-	2,535,449.94	-	-	2,535,449.94
May*	6,620,342.86	-	-	6,620,342.86	-	-	-	-	-	-	-	-	6,620,342.86	-	-	6,620,342.86
June	7,391,194.99	6,769,532.65	-	14,160,727.64	-	-	-	-	196,443.55	10,909,406.01	-	11,105,849.56	7,587,638.54	17,678,938.66	-	25,266,577.20
July*	4,545,724.81	7,030,460.56	-	11,576,185.37	-	-	-	-	20,828.64	72,800.00	-	93,628.64	4,566,553.45	7,103,260.56	-	11,669,814.01
August*	4,142,640.78	7,028,908.30	-	11,171,549.08	-	-	-	-	69,102.82	280,500.00	-	349,602.82	4,211,743.60	7,309,408.30	-	11,521,151.90
September	4,159,301.00	10,008,372.04	-	14,167,673.04	-	-	-	-	853,071.45	3,943,999.99	-	4,797,071.44	5,012,372.45	13,952,372.03	-	18,964,744.48
October	5,103,965.60	14,207,304.08	-	19,311,269.68	-	-	-	-	3,447,051.97	948,377.02	33,500.00	4,428,928.99	8,551,017.57	15,155,681.10	33,500.00	23,740,198.67
TOTAL	49,250,741.08	58,443,455.14	-	107,694,196.22	-	-	305,685.00	305,685.00	10,635,033.77	26,391,197.30	33,500.00	37,059,731.07	59,885,774.85	84,834,652.44	339,185.00	145,059,612.29

Note: Disbursement computed based on the checks issued and cash payment made.

* adjusted balance

ECC is a non-GBE GOCC with no budgetary support from the national government.

Prepared by: 
MARIA TERESA M. URBANO
Chief, Finance Division
Date: November 19, 2020

NOTED BY:


STELLA ZIPAGAN-BANAWIS
Executive Director

EMPLOYEES COMPENSATION COMMISSION
MONTHLY REPORT OF DISBURSEMENT
As of November 30, 2020

MONTHS	CURRENT YEAR BUDGET				PRIOR YEARS BUDGET (rebudget in 2020)				PRIOR YEAR'S OBLIGATION				GRAND TOTAL			
	PS	MOOE	CO	TOTAL	PS	MOOE	CO	TOTAL	PS	MOOE	CO	TOTAL	PS	MOOE	CO	TOTAL
January	3,615,514.54	3,234,970.92	-	6,850,485.46	-	-	305,685.00	305,685.00	4,088,446.33	8,444,557.68	-	12,533,004.01	7,703,960.87	11,679,528.60	305,685.00	19,689,174.47
February	6,286,713.49	5,799,677.17	-	12,086,390.66	-	-	-	-	1,161,246.78	1,407,355.00	-	2,568,601.78	7,447,960.27	7,207,032.17	-	14,654,992.44
March	4,849,893.07	4,364,229.42	-	9,214,122.49	-	-	-	-	798,842.23	384,201.60	-	1,183,043.83	5,648,735.30	4,748,431.02	-	10,397,166.32
April	2,535,449.94	-	-	2,535,449.94	-	-	-	-	-	-	-	-	2,535,449.94	-	-	2,535,449.94
May*	6,620,342.86	-	-	6,620,342.86	-	-	-	-	-	-	-	-	6,620,342.86	-	-	6,620,342.86
June	7,391,194.99	6,769,532.65	-	14,160,727.64	-	-	-	-	196,443.55	10,909,406.01	-	11,105,849.56	7,587,638.54	17,678,938.66	-	25,266,577.20
July*	4,545,724.81	7,030,460.56	-	11,576,185.37	-	-	-	-	20,828.64	72,800.00	-	93,628.64	4,566,553.45	7,103,260.56	-	11,669,814.01
August*	4,142,640.78	7,028,908.30	-	11,171,549.08	-	-	-	-	69,102.82	280,500.00	-	349,602.82	4,211,743.60	7,309,408.30	-	11,521,151.90
September	4,159,301.00	10,008,372.04	-	14,167,673.04	-	-	-	-	853,071.45	3,943,999.99	-	4,797,071.44	5,012,372.45	13,952,372.03	-	18,964,744.48
October	5,103,965.60	14,207,304.08	-	19,311,269.68	-	-	-	-	3,447,051.97	948,377.02	33,500.00	4,428,928.99	8,551,017.57	15,155,681.10	33,500.00	23,740,198.67
November	7,816,898.77	16,800,937.53	-	24,617,836.30	-	-	-	-	241,559.67	470,341.17	-	711,900.84	8,058,458.44	17,271,278.70	-	25,329,737.14
TOTAL	57,067,639.85	75,244,392.67	-	132,312,032.52	-	-	305,685.00	305,685.00	10,876,593.44	26,861,538.47	33,500.00	37,771,631.91	67,944,233.29	102,105,931.14	339,185.00	170,389,349.43

Note: Disbursement computed based on the checks issued and cash payment made.
 * adjusted balance

ECC is a non-GBE GOCC with no budgetary support from the national government.

Prepared by:

MARIA TERESA M URBANO
 Chief, Finance Division

Date: December 8, 2020

NOTED BY:

STELLA ZIPAGAN-BANAWIS
 Executive Director

**EMPLOYEES COMPENSATION COMMISSION
MONTHLY REPORT OF DISBURSEMENT
As of December 31, 2020**

MONTHS	CURRENT YEAR BUDGET				PRIOR YEARS BUDGET (rebudget in 2020)				PRIOR YEAR'S OBLIGATION				GRAND TOTAL			
	PS	MOOE	CO	TOTAL	PS	MOOE	CO	TOTAL	PS	MOOE	CO	TOTAL	PS	MOOE	CO	TOTAL
January	3,615,514.54	3,234,970.92	-	6,850,485.46	-	-	305,685.00	305,685.00	4,088,446.33	8,444,557.68	-	12,533,004.01	7,703,960.87	11,679,528.60	305,685.00	19,689,174.47
February	6,286,713.49	5,799,677.17	-	12,086,390.66	-	-	-	-	1,161,246.78	1,407,355.00	-	2,568,601.78	7,447,960.27	7,207,032.17	-	14,654,992.44
March	4,849,893.07	4,364,229.42	-	9,214,122.49	-	-	-	-	798,842.23	384,201.60	-	1,183,043.83	5,648,735.30	4,748,431.02	-	10,397,166.32
April	2,535,449.94	-	-	2,535,449.94	-	-	-	-	-	-	-	-	2,535,449.94	-	-	2,535,449.94
May*	6,620,342.86	-	-	6,620,342.86	-	-	-	-	-	-	-	-	6,620,342.86	-	-	6,620,342.86
June	7,391,194.99	6,769,532.65	-	14,160,727.64	-	-	-	-	196,443.55	10,909,406.01	-	11,105,849.56	7,587,638.54	17,678,938.66	-	25,266,577.20
July*	4,545,724.81	7,030,460.56	-	11,576,185.37	-	-	-	-	20,828.64	72,800.00	-	93,628.64	4,566,553.45	7,103,260.56	-	11,669,814.01
August*	4,142,640.78	7,028,908.30	-	11,171,549.08	-	-	-	-	69,102.82	280,500.00	-	349,602.82	4,211,743.60	7,309,408.30	-	11,521,151.90
September*	4,169,739.00	10,008,372.04	-	14,178,111.04	-	-	-	-	832,633.45	3,943,999.99	-	4,776,633.44	5,002,372.45	13,952,372.03	-	18,954,744.48
October	5,103,965.60	14,207,304.03	-	19,311,269.63	-	-	-	-	3,447,051.97	948,377.07	33,500.00	4,428,929.04	8,551,017.57	15,155,681.10	33,500.00	23,740,198.67
November	7,816,898.77	16,800,937.53	-	24,617,836.30	-	-	-	-	241,559.67	470,341.17	-	711,900.84	8,058,458.44	17,271,278.70	-	25,329,737.14
December	6,664,196.58	18,274,369.64	158,000.00	25,096,566.22	-	-	733,578.05	733,578.05	272,575.90	10,112,521.09	-	10,385,096.99	6,936,772.48	28,386,890.73	891,578.05	36,215,241.26
TOTAL	63,742,274.43	93,518,762.26	158,000.00	157,419,036.69	-	-	1,039,263.05	1,039,263.05	11,128,731.34	36,974,059.61	33,500.00	48,136,290.95	74,871,005.77	130,492,821.87	1,230,763.05	206,594,590.69

Note: Disbursement computed based on the checks issued and cash payment made.

* adjusted balance

ECC is a non-GBE GOCC with no budgetary support from the national government.

205.363.827.64

Prepared by:

MARIA TERESA M URBANO
Chief, Finance Division

Date: February 1, 2021

NOTED BY:

STELLA ZIPAGAN-ANAWIS
Executive Director