



Republic of the Philippines  
 DEPARTMENT OF LABOR AND EMPLOYMENT  
**EMPLOYEES' COMPENSATION COMMISSION**  
 4<sup>th</sup> & 5<sup>th</sup> Floors, ECC Building, 355 Sen. Gil J. Puyat Avenue, City of Makati



Management System  
 ISO 9001:2015  
 www.tuv.com  
 ID: 9105081539



Tel. No. 899-4251; 899-4252 • Fax. No. 897-7597 • E-mail: info@ecc.gov.ph • Website: http://www.ecc.gov.ph

BAR No. 1

**QUARTERLY PHYSICAL REPORT OF OPERATIONS**  
**As of 4<sup>th</sup> Quarter 2020**

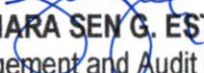
Particulars	UACS Code	Reformulated Physical Targets					Physical Accomplishments					Variance as of Dec 2020	Remarks
		1 <sup>st</sup> Q	2 <sup>nd</sup> Q	3 <sup>rd</sup> Q	4 <sup>th</sup> Q	TOTAL	1 <sup>st</sup> Q	2 <sup>nd</sup> Q	3 <sup>rd</sup> Q	4 <sup>th</sup> Q	TOTAL		
1	2	3	4	5	6	7=3+4+5+6	8	9	10	11	12=8+9+10+11	13	14
MFO 1: IMPROVED AND EXPANDED BENEFITS, SERVICES AND COVERAGE													
DEVELOPMENT AND REVIEW OF POLICIES ON ECP		2	2	2	1	7	0	3	3	1	7	0	
		issuances to improve the benefits and services and/or expand the coverage of Employees' Compensation Program (ECP approved by the Board					issuances to improve the benefits and services and/or expand the coverage of Employees' Compensation Program (ECP approved by the Board						
PROVISION OF REHABILITATION SERVICES													
- ECC Quick Response		100% of monitored contingencies responded to / extended with services 7 days after the date of contingency					12	1	0	2	15		
							work-related incidences were responded						
- KAGABAY		54	54	54	38	200	201	13	15	5	234	34	
		PWRDs availed the skills/ entrepreneurial training					PWRDs availed the skills/ entrepreneurial training						
- Physical Restoration		27	27	27	19	100	98	0	20	14	132	32	
		PWRDs provided with PT/OT and related rehabilitation services					PWRDs provided with PT/OT and related rehabilitation services						
		8	8	8	6	30	20	0	6	2	28	(2)	

Particulars	UACS Code	Reformulated Physical Targets					Physical Accomplishments					Variance as of Dec 2020	Remarks
		1 <sup>st</sup> Q	2 <sup>nd</sup> Q	3 <sup>rd</sup> Q	4 <sup>th</sup> Q	TOTAL	1 <sup>st</sup> Q	2 <sup>nd</sup> Q	3 <sup>rd</sup> Q	4 <sup>th</sup> Q	TOTAL		
1	2	3	4	5	6	7=3+4+5+6	8	9	10	11	12=8+9+10+11	13	14
		PWRDs provided with rehabilitation appliances/ prosthesis					PWRDs provided with rehabilitation appliances/ prosthesis						
ECP INFORMATION DISSEMINATION													
No. of IEC materials developed and produced		0	4	4	2	10	0	5	45	0	50	40	
		IEC materials developed and produced					IEC materials developed and produced						
No. of ECP advocacy seminars conducted		80	80	80	60	300	130	4	135	145	414	114	
		ECP seminars conducted w/ 4,320 participants from 2,160 companies	ECP seminars conducted w/ 4,320 participants from 2,160 companies	ECP seminars conducted w/ 4,320 participants from 2,160 companies	ECP seminars conducted w/ 3,040 participants from 1,520 companies	ECP seminars conducted w/ 16,000 participants from 8,000 companies	ECP seminars conducted w/ 5,775 participants from 2,500 companies	ECP seminars conducted w/ 445 participants from 89 companies	ECP seminars conducted w/ 8,471 participants from 5,291 companies	ECP seminars conducted w/ 8,195 participants from 3,452 companies	ECP seminars conducted w/ 22,886 participants from 11,332 companies	6,886	
												3,332	
MFO 2: APPEALED CASES DISPOSED													
1. DISPOSITION OF EC APPEALED CASES													
No. of appealed cases disposed as of 20 November 2020		90% Disposition rate by Nov. 20, 2020					64% Disposition rate  (16 EC cases disposed out of 25 cases received)	76% Disposition rate  (28 EC cases disposed out of 37 cases received)	82% Disposition rate  (41 EC cases disposed out of 50 cases received)	97% Disposition rate  (56 EC cases disposed out of 58 cases received)	97% Disposition rate	7%	




Particulars	UACS Code	Reformulated Physical Targets					Physical Accomplishments					Variance as of Dec 2020	Remarks
		1 <sup>st</sup> Q	2 <sup>nd</sup> Q	3 <sup>rd</sup> Q	4 <sup>th</sup> Q	TOTAL	1 <sup>st</sup> Q	2 <sup>nd</sup> Q	3 <sup>rd</sup> Q	4 <sup>th</sup> Q	TOTAL		
1	2	3	4	5	6	7=3+4+5+6	8	9	10	11	12=8+9+10+11	13	14
No. of appealed cases disposed within PCT of 20 working days		80% Disposition rate within PCT					100% Disposition rate  (16 EC cases disposed within PCT)	100% Disposition rate  (28 EC cases disposed within PCT)	100% Disposition rate  (41 EC cases disposed within PCT)	91% Disposition rate  (51 EC cases disposed within PCT)	91% Disposition rate	11%	
GENERAL ADMINISTRATION AND SUPPORT SERVICES (GASS)													
Technical Support for Policy/Program Development		Technical support services provided	Technical support services provided	Technical support services provided	Technical support services provided	Technical support services provided	Technical support services provided	Technical support services provided	Technical support services provided	Technical support services provided	Technical support services provided		
Administrative and Financial Support Services		Administrative and financial support services provided	Administrative and financial support services provided	Administrative and financial support services provided	Administrative and financial support services provided	Administrative and financial support services provide	Administrative and financial support services provided	Administrative and financial support services provided	Administrative and financial support services provided	Administrative and financial support services provided	Administrative and financial support services provided		


Prepared by:

  
**JALYN YNARA SEN G. ESTABLECIDA**  
 Management and Audit Officer I

Certified correct by:

  
**CLAUDINE B. RODRIGUEZ**  
 OIC, PPSMD

Approved by:

  
**STELLA ZIPAGAN-BANAWIS**  
 Executive Director

20 January 2021