



Management
System
ISO 9001:2008

www.tuv.com
ID 9105080109

20 JULY 2018

355 Sen. Gil Puyat Ave. Ext., Makati City

ACKNOWLEDGEMENT RECEIPT

RE: SUBMISSION OF ECC'S OSHC QUARTERLY MONITORING REPORT FOR THE 1ST AND 2ND QUARTER OF 2018 (INTERIM PES FORM 4)

To follow-up for further action on the document, you may contact us through telephone numbers (02) 328-2030 or (02) 318-1000. Please cite the GCG Document Management System (DMS) Barcode Number: **0-1256-20-07-2018-013831**.

THIS RECEIPT IS COMPUTER GENERATED AND DOES NOT REQUIRE SIGNATURE.

Received by:

Signature over Printed Name

Date and Time



PPSMD

PM18-07-Q13
7/20/18



Republic of the Philippines
DEPARTMENT OF LABOR AND EMPLOYMENT
EMPLOYEES' COMPENSATION COMMISSION
4th & 5th Floors, ECC Building, 355 Sen. Gil J. Puyat Avenue, City of Makati




Management
System
ISO 9001:2015
www.tuv.rwth
ID: 3119001500



Tel. No. 899-4251; 899-4252 • Fax. No. 897-7597 • E-mail: info@ecc.gov.ph • Website: <http://www.ecc.gov.ph>

16 July 2018

Atty. SAMUEL G. DAGPIN, JR.
Chairman
Governance Commission for GOCCs (GCG)
3/F Citibank Center
Paseo de Roxas Avenue, Makati City



Dear Chairman **DAGPIN, JR.:**

In compliance with your letter dated 18 June 2018 which we received on 22 June 2018, may we submit the ECC-OSHC Quarterly Monitoring Report for the 1st and 2nd Quarter of 2018 (Interim PES Form 4) for your perusal.

Thank you.

Very truly yours,


STELLA ZIPAGAN-BANAWIS
Executive Director



Interim PES Form 4
1st Quarter Monitoring Report 2018

NAME OF GOCC: **EMPLOYEES' COMPENSATION COMMISSION – OCCUPATIONAL SAFETY AND HEALTH CENTER**
DEPARTMENT OF LABOR AND EMPLOYMENT

	COMPONENT					1 ST QUARTER (JANUARY - MARCH 2018)	
	STRATEGIC OBJECTIVE (SO)/ STRATEGIC MEASURE (SM)	FORMULA	WEIGHT	RATING SYSTEM	ANNUAL TARGET	TARGET	ACTUAL
STAKEHOLDER /CUSTOMERS	SO1	ENSURED SATISFACTION OF STAKEHOLDERS					
	SM 1	Percentage of Satisfied Customers	Number of respondents who gave a rating of at least Satisfactory / Total number of Respondents	10%	(Actual / Target) x Weight 0% = If less than 80%	90%	90%
							ECC Report on 2017 ECC Customer Satisfaction Measurement (CSM) Survey conducted by Fernando Paragas Marketing and Management Consultancy submitted to ECC on 20 March 2018 shows an overall satisfaction rating of 99.5% OSHC Net satisfaction rating in 2017 is 97.9%


	COMPONENT					1 ST QUARTER (JANUARY - MARCH 2018)		
	STRATEGIC OBJECTIVE (SO)/ STRATEGIC MEASURE (SM)		FORMULA	WEIGHT	RATING SYSTEM	ANNUAL TARGET	TARGET	ACTUAL
	SM2	Increase number of Persons with Work-Related Disability (PWRDs) provided with rehabilitation services that are reintegrated to economic mainstream	Number of PWRDs with gainful employment and livelihood for the current year / PWRDs provided with rehabilitation services from the previous year	15%	Above 25% = 15% 23% to 25% = 10% Below 22% = 0%	25%	25% (25% of 608=152)	17.76% (27/152=17.76)
			Sub-Total	25%				
FINANCIAL	SO2	MAXIMIZED BUDGET UTILIZATION						
	SM3	Efficient Utilization of Corporate Operating Budget	Total Budget Utilized / Total DBM Approved Budget	10%	All or nothing	90%	90%	ECC - 15% OSHC - 13.75% As of March 2018 (Based on 2017 Interim Budget)
			Sub-Total	10%				
INTERNAL PROCESS	SO3	ENHANCED EC BENEFITS THROUGH POLICY ISSUANCES						
	SM4	Increase number of approved EC Policy Issuances to enhance benefits and improve services	Total number of EC policy issuances geared towards the enhancement of benefits and services	10%	(Actual / Target) X Weight	6	6 policies 1. Increase in the amount of carer's allowance for the public sector 2. Upgrading the amount of reimbursement for physical therapy sessions in the public sector	5 policies 1. Increasing the amount of carer's allowance in the public sector (BR No. 18-02-03 approved on 01 February 2018) 2. Expediting the processing of EC claims for victims of large-scale obvious work-

	COMPONENT				ANNUAL TARGET	1 ST QUARTER (JANUARY - MARCH 2018)	
	STRATEGIC OBJECTIVE (SO)/ STRATEGIC MEASURE (SM)		FORMULA	WEIGHT	RATING SYSTEM	TARGET	ACTUAL
						3. Upgrading the amount of reimbursement for professional fees of physicians for EC medical benefit claims in the public sector 4. Retroactive application of ECC BR No. 12-07-16 that provides the lifting of suspension of payment of EC survivorship benefits in the public sector beyond the five year guaranteed period, effective August 2012 Retroactive application will be from April 2006 to July 2012 5. Prescribing the guidelines on the Grant of Permanent Total Disability and/or Death Benefits to Dependent children as provided under articles 198 (formerly 192) and 200 (formerly 194) of PD 626, as amended 6. Study a possible expansion of coverage of the employees' compensation program to other members of SSS like self-employed and land based OFWs	related accidents (BR No. 18-02-04 approved on 01 February 2018) 3. Increasing the transportation and meal allowance (TMA) of persons with work-related disabilities (PWRDs) in relation to their availment of the Kagabay program from Php250 per day to Php500 per day (BR No. 18-02-05 approved on 01 February 2018) 4. Prescribing the amount of starter kit provided to persons with work-related disabilities (PWRDs) as part of their skills/ entrepreneurial training at an amount ranging from Php20,000 to Php30,000 per worker (BR No. 18-02-06 approved on 01 February 2018) 5. Prescribing the amount of assistance for the ECC Quick Response Program (QRP) at an amount Ranging from Php10,000 to Php15,000 per Worker (BR No. 18-02-07 approved on 01 February 2018)

COMPONENT					1 ST QUARTER (JANUARY - MARCH 2018)		
STRATEGIC OBJECTIVE (SO)/ STRATEGIC MEASURE (SM)		FORMULA	WEIGHT	RATING SYSTEM	ANNUAL TARGET	TARGET	ACTUAL
SO4	PROMPT AND FAIR RESOLUTION OF CASES						
SM5	Efficient Disposition of Appealed Cases with the Process Cycle Time (PCT)	Number of cases acted upon with 20 working days from receipt of appeal / Number of cases as of 30 November	15%	(Actual / Target) X Weight 0% = If less than 80%	100% appealed cases disposed within 20 working days	100% appealed cases disposed within 20 working days	100% appealed cases disposed within 20 working days as of March 2018 37/37
SO5	INCREASED AVAILMENT OF REHABILITATION SERVICES FOR PWRDS						
SM6	PWRDS facilitated with Rehabilitation Services (PT/OT, Prosthesis and Skills And Entrepreneurial Training)	Number of PWRDs with valid requests provided with rehabilitation / Total Number of PWRDs with complete documents	10%	All or nothing	100%	100% 656 PWRDs provided with rehabilitation services	26.52% 174 PWRDs provided with rehabilitation services
SO6	IMPROVED AWARENESS AND CAPACITY IN PRIORITY AREAS						
SM7	Increase the number of new batches for the Mandatory Occupational Safety and Health (OSHC) Trainings conducted	Actual number of batches provided with OSHC Trainings conducted	10%	All or Nothing	130 new batches of OSH trainings	130 new batches of OSH trainings	47 new batches provided with OSH trainings
SO7	EFFICIENT DELIVERY OF TECHNICAL SERVICES						
SM8	Percentage of technical services compelled within the process cycle time (PCT)	Number of Technical Services completed within PCT / Total number of Technical Services with valid request	10%	(Actual / Target) X Weight 0% = if less than 95%	100%	100%	100% of technical services processed within the 30 day PCT
Sub-Total			55%				


	COMPONENT					1 ST QUARTER (JANUARY - MARCH 2018)		
	STRATEGIC OBJECTIVE (SO)/ STRATEGIC MEASURE (SM)		FORMULA	WEIGHT	RATING SYSTEM	ANNUAL TARGET	TARGET	ACTUAL
LEARNING AND GROWTH	SO8	MAINTENANCE AND IMPLEMENTATION OF A QUALITY MANAGEMENT SYSTEM						
	SM 9	Improve Quality Management System	Actual Accomplishment	5%	All or nothing	Pass Surveillance Audit	Pass Surveillance Audi on ISO certification 9001:2015t	ECC and OSHC Updating of the functional quality objectives (FQO) of different processes continued Monitoring on the results of Recertification Audit under ISO 9001:2015 continued
	SO9	DEVELOPMENT OF HUMAN RESOURCES CAPABILITIES						
	SM 10	Percentage of Employees with Required Competencies Met	Number of Employees meeting the required level of Core and Organizational Competency / Total Number of employees with Core and Organizational Competency Requirements	5%	All or nothing	80%	80%	ECC - 37% OSHC - 26%
		Sub-Total		10%				
		TOTAL		100%				

Prepared by:


AURORA I. QUILANDRINO
 Chief, PPSMD

Makati City
 16 July 2018

Approved by:


STELLA ZIPAGAN-BANAWIS
 Executive Director