


EMPLOYEES COMPENSATION COMMISSION
MONTHLY REPORT OF DISBURSEMENT
As of June 30, 2015

MONTHS	CURRENT YEAR BUDGET				PRIOR YEARS BUDGET				PRIOR YEAR'S OBLIGATION				GRAND TOTAL			
	PS	MOOE	CO	TOTAL	PS	MOOE	CO	TOTAL	PS	MOOE	CO	TOTAL	PS	MOOE	CO	TOTAL
January	2,005,665.16	1,155,898.70	-	3,161,563.86	-	-	-	-	339,656.80	5,280,292.97	-	5,619,949.77	2,345,321.96	6,436,191.67	-	8,781,513.63
February	5,149,545.09	1,888,047.30	-	7,037,592.39	-	-	-	-	-	36,500.00	-	36,500.00	5,149,545.09	1,924,547.30	-	7,074,092.39
March	4,461,518.83	3,654,779.09	47,590.00	8,163,887.92	-	-	41,653.00	41,653.00	-	152,568.47	-	152,568.47	4,461,518.83	3,807,347.56	89,243.00	8,358,109.39
April	3,117,001.10	3,335,344.42	12,998.00	6,465,343.52	-	-	-	-	110,995.94	-	-	110,995.94	3,227,997.04	3,335,344.42	12,998.00	6,576,339.46
May	3,904,197.34	3,755,121.47	76,795.00	7,736,113.81	-	-	-	-	117,700.48	4,500.00	-	122,200.48	4,021,897.82	3,759,621.47	76,795.00	7,858,314.29
June	7,631,539.76	2,989,187.67	7,400.00	10,628,127.43	-	-	-	-	-	292,785.00	-	292,785.00	7,631,539.76	3,281,972.67	7,400.00	10,920,912.43
TOTAL	26,269,467.28	16,778,378.65	144,783.00	43,192,628.93	-	-	41,653.00	41,653.00	568,353.22	5,766,646.44	-	6,334,999.66	26,837,820.50	22,545,025.09	186,436.00	49,569,281.59

* May, 2015 adjusted amount- MOOE current year budget

Prepared by: 
MARIA TERESA M URBANO
Chief, Finance Division


NOTED BY:



STELLA ZIPAGAN-BANAWIS
Executive Director

Date: July 6, 2015

EMPLOYEES COMPENSATION COMMISSION
Summary Report of Disbursement
 For the quarter ending June 30, 2015

Particulars	CURRENT YEAR BUDGET				PRIOR YEARS BUDGET				PRIOR YEAR'S OBLIGATION				GRAND TOTAL			
	PS	MOOE	CO	TOTAL	PS	MOOE	CO	TOTAL	PS	MOOE	CO	TOTAL	PS	MOOE	CO	TOTAL
Second Quarter	14,652,738.20	10,079,653.56	97,193.00	24,829,584.76	-	-	-	-	228,696.42	297,285.00	-	525,981.42	14,881,434.62	10,376,938.56	97,193.00	25,355,566.18
TOTAL	14,652,738.20	10,079,653.56	97,193.00	24,829,584.76	-	-	-	-	228,696.42	297,285.00	-	525,981.42	14,881,434.62	10,376,938.56	97,193.00	25,355,566.18

Prepared by: 
 MARIA TERESA M URBANO
 Chief, Finance Division
 Date: July 7, 2015

NOTED BY: 
 STELLA ZIPAGAN-BANAWIS
 Executive Director
 7/7