

EMPLOYEES COMPENSATION COMMISSION  
MONTHLY REPORT OF DISBURSEMENT  
As of January 31, 2014

MONTHS	CURRENT YEAR BUDGET				PRIOR YEARS BUDGET				PRIOR YEAR'S OBLIGATION				GRAND TOTAL			
	PS	MOOE	CO	TOTAL	PS	MOOE	CO	TOTAL	PS	MOOE	CO	TOTAL	PS	MOOE	CO	TOTAL
January	2,123,476.52	1,142,683.47	-	3,266,159.99	-	-	126,688.88	126,688.88	28,383.00	489,238.38	-	517,621.38	2,151,859.52	1,631,921.85	126,688.88	3,910,470.25
<b>TOTAL</b>	<b>2,123,476.52</b>	<b>1,142,683.47</b>	<b>-</b>	<b>3,266,159.99</b>	<b>-</b>	<b>-</b>	<b>126,688.88</b>	<b>126,688.88</b>	<b>28,383.00</b>	<b>489,238.38</b>	<b>-</b>	<b>517,621.38</b>	<b>2,151,859.52</b>	<b>1,631,921.85</b>	<b>126,688.88</b>	<b>3,910,470.25</b>

Prepared by:

  
MARIA TERESA M URBANO  
Chief, Finance Division

NOTED BY:

  
STELLA ZIPAGAN BANAWIS  
Executive Director

**EMPLOYEES COMPENSATION COMMISSION**  
**MONTHLY REPORT OF DISBURSEMENT**  
As of February 28, 2014

MONTHS	CURRENT YEAR BUDGET				PRIOR YEARS BUDGET				PRIOR YEAR'S OBLIGATION				GRAND TOTAL			
	PS	MOOE	CO	TOTAL	PS	MOOE	CO	TOTAL	PS	MOOE	CO	TOTAL	PS	MOOE	CO	TOTAL
January	2,123,476.52	1,142,683.47	-	3,266,159.99	-	-	126,688.88	126,688.88	28,383.00	489,238.38	-	517,621.38	2,151,859.52	1,631,921.85	126,688.88	3,910,470.25
February	3,136,031.50	1,668,830.48	-	4,804,861.98	-	-	-	-	1,940.35	595,814.44	-	597,754.79	3,137,971.85	2,264,644.92	-	5,402,616.77
<b>TOTAL</b>	<b>5,259,508.02</b>	<b>2,811,513.95</b>	<b>-</b>	<b>8,071,021.97</b>	<b>-</b>	<b>-</b>	<b>126,688.88</b>	<b>126,688.88</b>	<b>30,323.35</b>	<b>1,085,052.82</b>	<b>-</b>	<b>1,115,376.17</b>	<b>5,289,831.37</b>	<b>3,896,566.77</b>	<b>126,688.88</b>	<b>9,313,087.02</b>

Prepared by:  
  
**MARIA TERESA M URBANO**  
Chief, Finance Division  
March 7, 2014

NOTED BY:

  
**STELLA ZIPAGAN-BANAWIS**  
Executive Director

**EMPLOYEES COMPENSATION COMMISSION**  
**MONTHLY REPORT OF DISBURSEMENT**  
 As of March 31, 2014

MONTHS	CURRENT YEAR BUDGET				PRIOR YEARS BUDGET				PRIOR YEAR'S OBLIGATION				GRAND TOTAL			
	PS	MOOE	CO	TOTAL	PS	MOOE	CO	TOTAL	PS	MOOE	CO	TOTAL	PS	MOOE	CO	TOTAL
January	2,123,476.52	1,142,683.47	-	3,266,159.99	-	-	126,688.88	126,688.88	28,383.00	489,238.38	-	517,621.38	2,151,859.52	1,631,921.85	126,688.88	3,910,470.25
February	3,136,031.50	1,668,830.48	-	4,804,861.98	-	-	-	-	1,940.35	595,814.44	-	597,754.79	3,137,971.85	2,264,644.92	-	5,402,616.77
March	3,625,455.54	2,020,623.64	-	5,646,079.18	-	-	2,860,000.00	2,860,000.00	313,226.08	273,960.90	-	587,186.98	3,938,681.62	2,294,584.54	2,860,000.00	9,093,266.16
<b>TOTAL</b>	<b>8,884,963.56</b>	<b>4,832,137.59</b>	<b>-</b>	<b>13,717,101.15</b>	<b>-</b>	<b>-</b>	<b>2,986,688.88</b>	<b>2,986,688.88</b>	<b>343,549.43</b>	<b>1,359,013.72</b>	<b>-</b>	<b>1,702,563.15</b>	<b>9,228,512.99</b>	<b>6,191,151.31</b>	<b>2,986,688.88</b>	<b>18,406,353.18</b>

Prepared by:

  
 MARIA TERESA M URBANO  
 Chief, Finance Division

April 8, 2014


NOTED BY:

  
 STELLA ZIPAGAN-BANAWIS  
 Executive Director

**EMPLOYEES COMPENSATION COMMISSION**  
**MONTHLY REPORT OF DISBURSEMENT**  
As of April 30, 2014

MONTHS	CURRENT YEAR BUDGET				PRIOR YEARS BUDGET				PRIOR YEAR'S OBLIGATION				GRAND TOTAL			
	PS	MOOE	CO	TOTAL	PS	MOOE	CO	TOTAL	PS	MOOE	CO	TOTAL	PS	MOOE	CO	TOTAL
January	2,123,476.52	1,142,683.47	-	3,266,159.99	-	-	126,688.88	126,688.88	28,383.00	489,238.38	-	517,621.38	2,151,859.52	1,631,921.85	126,688.88	3,910,470.25
February	3,136,031.50	1,668,830.48	-	4,804,861.98	-	-	-	-	1,940.35	595,814.44	-	597,754.79	3,137,971.85	2,264,644.92	-	5,402,616.77
March	3,625,455.54	2,020,623.64	-	5,646,079.18	-	-	2,860,000.00	2,860,000.00	313,226.08	273,960.90	-	587,186.98	3,938,681.62	2,294,584.54	2,860,000.00	9,093,266.16
April	3,815,020.72	3,219,377.11	-	7,034,397.83	-	-	93,250.10	93,250.10	225,629.99	30,000.00	-	255,629.99	4,040,650.71	3,249,377.11	93,250.10	7,383,277.92
<b>TOTAL</b>	<b>12,699,984.28</b>	<b>8,051,514.70</b>	<b>-</b>	<b>20,751,498.98</b>	<b>-</b>	<b>-</b>	<b>3,079,938.98</b>	<b>3,079,938.98</b>	<b>569,179.42</b>	<b>1,389,013.72</b>	<b>-</b>	<b>1,958,193.14</b>	<b>13,269,163.70</b>	<b>9,440,528.42</b>	<b>3,079,938.98</b>	<b>25,789,631.10</b>

Prepared by:

  
MARIA TERESA M URBANO  
Chief, Finance Division

May 9, 2014

NOTED BY:

  
STELLA ZIPAGAN-BANAWIS  
Executive Director

**EMPLOYEES COMPENSATION COMMISSION**  
**MONTHLY REPORT OF DISBURSEMENT**  
 As of May 31, 2014

MONTHS	CURRENT YEAR BUDGET				PRIOR YEARS BUDGET				PRIOR YEAR'S OBLIGATION				GRAND TOTAL			
	PS	MOOE	CO	TOTAL	PS	MOOE	CO	TOTAL	PS	MOOE	CO	TOTAL	PS	MOOE	CO	TOTAL
January	2,123,476.52	1,142,683.47	-	3,266,159.99	-	-	126,688.88	126,688.88	28,383.00	489,238.38	-	517,621.38	2,151,859.52	1,631,921.85	126,688.88	3,910,470.25
February	3,136,031.50	1,668,830.48	-	4,804,861.98	-	-	-	-	1,940.35	595,814.44	-	597,754.79	3,137,971.85	2,264,644.92	-	5,402,616.77
March	3,625,455.54	2,020,623.64	-	5,646,079.18	-	-	2,860,000.00	2,860,000.00	313,226.08	273,960.90	-	587,186.98	3,938,681.62	2,294,584.54	2,860,000.00	9,093,266.16
April	3,815,020.72	3,219,377.11	-	7,034,397.83	-	-	93,250.10	93,250.10	225,629.99	30,000.00	-	255,629.99	4,040,650.71	3,249,377.11	93,250.10	7,383,277.92
May	2,339,198.73	3,226,847.40	-	5,566,046.13	-	-	231,290.00	231,290.00	83,773.47	-	-	83,773.47	2,422,972.20	3,226,847.40	231,290.00	5,881,109.60
<b>TOTAL</b>	<b>15,039,183.01</b>	<b>11,278,362.10</b>	<b>-</b>	<b>26,317,545.11</b>	<b>-</b>	<b>-</b>	<b>3,311,228.98</b>	<b>3,311,228.98</b>	<b>652,952.89</b>	<b>1,389,013.72</b>	<b>-</b>	<b>2,041,966.61</b>	<b>15,692,135.90</b>	<b>12,667,375.82</b>	<b>3,311,228.98</b>	<b>31,670,740.70</b>

Prepared by:

  
 MARIA TERESA M URBANO  
 Chief, Finance Division

June 10, 2014

NOTED BY:


  
 STELLA ZIPAGAN-BANAWIS  
 Executive Director

6/13

**EMPLOYEES COMPENSATION COMMISSION**  
**MONTHLY REPORT OF DISBURSEMENT**  
 As of June 30, 2014

MONTHS	CURRENT YEAR BUDGET				PRIOR YEARS BUDGET				PRIOR YEAR'S OBLIGATION				GRAND TOTAL			
	PS	MOOE	CO	TOTAL	PS	MOOE	CO	TOTAL	PS	MOOE	CO	TOTAL	PS	MOOE	CO	TOTAL
January	2,123,476.52	1,142,683.47	-	3,266,159.99	-	-	126,688.88	126,688.88	28,383.00	489,238.38	-	517,621.38	2,151,859.52	1,631,921.85	126,688.88	3,910,470.25
February	3,136,031.50	1,668,830.48	-	4,804,861.98	-	-	-	-	1,940.35	595,814.44	-	597,754.79	3,137,971.85	2,264,644.92	-	5,402,616.77
March	3,625,455.54	2,020,623.64	-	5,646,079.18	-	-	2,860,000.00	2,860,000.00	313,226.08	273,960.90	-	587,186.98	3,938,681.62	2,294,584.54	2,860,000.00	9,093,266.16
April	3,815,020.72	3,219,377.11	-	7,034,397.83	-	-	93,250.10	93,250.10	225,629.99	30,000.00	-	255,629.99	4,040,650.71	3,249,377.11	93,250.10	7,383,277.92
May	2,339,198.73	3,226,847.40	-	5,566,046.13	-	-	231,290.00	231,290.00	83,773.47	-	-	83,773.47	2,422,972.20	3,226,847.40	231,290.00	5,881,109.60
June	3,475,194.19	3,298,384.63	-	6,773,578.82	-	-	489,168.25	489,168.25	121,427.42	43,465.00	-	164,892.42	3,596,621.61	3,341,849.63	489,168.25	7,427,639.49
<b>TOTAL</b>	<b>18,514,377.20</b>	<b>14,576,746.73</b>	<b>-</b>	<b>33,091,123.93</b>	<b>-</b>	<b>-</b>	<b>3,800,397.23</b>	<b>3,800,397.23</b>	<b>774,380.31</b>	<b>1,432,478.72</b>	<b>-</b>	<b>2,206,859.03</b>	<b>19,288,757.51</b>	<b>16,009,225.45</b>	<b>3,800,397.23</b>	<b>39,098,380.19</b>

Prepared by:

  
 MARIA TERESA M. URBANO  
 Chief, Finance Division

July 8, 2014

NOTED BY:

  
 STELLA ZIPAGAN-BANAWIS  
 Executive Director

EMPLOYEES COMPENSATION COMMISSION  
MONTHLY REPORT OF DISBURSEMENT  
As of July 31, 2014

MONTHS	CURRENT YEAR BUDGET				PRIOR YEARS BUDGET				PRIOR YEAR'S OBLIGATION				GRAND TOTAL			
	PS	MOOE	CO	TOTAL	PS	MOOE	CO	TOTAL	PS	MOOE	CO	TOTAL	PS	MOOE	CO	TOTAL
January	2,123,476.52	1,142,683.47	-	3,266,159.99	-	-	126,688.88	126,688.88	28,383.00	489,238.38	-	517,621.38	2,151,859.52	1,631,921.85	126,688.88	3,910,470.25
February	3,136,031.50	1,668,830.48	-	4,804,861.98	-	-	-	-	1,940.35	595,814.44	-	597,754.79	3,137,971.85	2,264,644.92	-	5,402,616.77
March	3,625,455.54	2,020,623.64	-	5,646,079.18	-	-	2,860,000.00	2,860,000.00	313,226.08	273,960.90	-	587,186.98	3,938,681.62	2,294,584.54	2,860,000.00	9,093,266.16
April	3,815,020.72	3,219,377.11	-	7,034,397.83	-	-	93,250.10	93,250.10	225,629.99	30,000.00	-	255,629.99	4,040,650.71	3,249,377.11	93,250.10	7,383,277.92
May	2,339,198.73	3,226,847.40	-	5,566,046.13	-	-	231,290.00	231,290.00	83,773.47	-	-	83,773.47	2,422,972.20	3,226,847.40	231,290.00	5,881,109.60
June	3,475,194.19	3,298,384.63	-	6,773,578.82	-	-	489,168.25	489,168.25	121,427.42	43,465.00	-	164,892.42	3,596,621.61	3,341,849.63	489,168.25	7,427,639.49
July	2,160,897.19	3,268,186.69	-	5,429,083.88	-	-	-	-	-	-	-	-	2,160,897.19	3,268,186.69	-	5,429,083.88
<b>TOTAL</b>	<b>20,675,274.39</b>	<b>17,844,933.42</b>	<b>-</b>	<b>38,520,207.81</b>	<b>-</b>	<b>-</b>	<b>3,800,397.23</b>	<b>3,800,397.23</b>	<b>774,380.31</b>	<b>1,432,478.72</b>	<b>-</b>	<b>2,206,859.03</b>	<b>21,449,654.70</b>	<b>19,277,412.14</b>	<b>3,800,397.23</b>	<b>44,527,464.07</b>

Prepared by:

  
MARIA TERESITA M. URBANO  
Chief, Finance Division

Aug. 13, 2014


NOTED BY:

  
STELLA ZIPAGAN-BANAWIS  
Executive Director

**EMPLOYEES COMPENSATION COMMISSION**  
**MONTHLY REPORT OF DISBURSEMENT**  
As of August 31, 2014

MONTHS	CURRENT YEAR BUDGET				PRIOR YEARS BUDGET				PRIOR YEAR'S OBLIGATION				GRAND TOTAL			
	PS	MOOE	CO	TOTAL	PS	MOOE	CO	TOTAL	PS	MOOE	CO	TOTAL	PS	MOOE	CO	TOTAL
January	2,123,476.52	1,142,683.47	-	3,266,159.99	-	-	126,688.88	126,688.88	28,383.00	489,238.38	-	517,621.38	2,151,859.52	1,631,921.85	126,688.88	3,910,470.25
February	3,136,031.50	1,668,830.48	-	4,804,861.98	-	-	-	-	1,940.35	595,814.44	-	597,754.79	3,137,971.85	2,264,644.92	-	5,402,616.77
March	3,625,455.54	2,020,623.64	-	5,646,079.18	-	-	2,860,000.00	2,860,000.00	313,226.08	273,960.90	-	587,186.98	3,938,681.62	2,294,584.54	2,860,000.00	9,093,266.16
April	3,815,020.72	3,219,377.11	-	7,034,397.83	-	-	93,250.10	93,250.10	225,629.99	30,000.00	-	255,629.99	4,040,650.71	3,249,377.11	93,250.10	7,383,277.92
May	2,339,198.73	3,226,847.40	-	5,566,046.13	-	-	231,290.00	231,290.00	83,773.47	-	-	83,773.47	2,422,972.20	3,226,847.40	231,290.00	5,881,109.60
June	3,475,194.19	3,298,384.63	-	6,773,578.82	-	-	489,168.25	489,168.25	121,427.42	43,465.00	-	164,892.42	3,596,621.61	3,341,849.63	489,168.25	7,427,639.49
July	2,160,897.19	3,268,186.69	-	5,429,083.88	-	-	-	-	-	-	-	-	2,160,897.19	3,268,186.69	-	5,429,083.88
August	4,217,082.22	2,808,174.62	-	7,025,256.84	-	-	-	-	-	-	-	-	4,217,082.22	2,808,174.62	-	7,025,256.84
<b>TOTAL</b>	<b>24,892,356.61</b>	<b>20,653,108.04</b>	<b>-</b>	<b>45,545,464.65</b>	<b>-</b>	<b>-</b>	<b>3,800,397.23</b>	<b>3,800,397.23</b>	<b>774,380.31</b>	<b>1,432,478.72</b>	<b>-</b>	<b>2,206,859.03</b>	<b>25,666,736.92</b>	<b>22,085,586.76</b>	<b>3,800,397.23</b>	<b>51,552,720.91</b>

Prepared by:

  
**MARIA TERESA M URBANO**  
Chief, Finance Division

September 10, 2014

NOTED BY:

  
**STELLA ZIPA CAN-BANAWIS**  
Executive Director



**EMPLOYEES COMPENSATION COMMISSION**  
**MONTHLY REPORT OF DISBURSEMENT**  
As of September 30, 2014

MONTHS	CURRENT YEAR BUDGET				PRIOR YEARS BUDGET				PRIOR YEAR'S OBLIGATION				GRAND TOTAL			
	PS	MOOE	CO	TOTAL	PS	MOOE	CO	TOTAL	PS	MOOE	CO	TOTAL	PS	MOOE	CO	TOTAL
January	2,123,476.52	1,142,683.47	-	3,266,159.99	-	-	126,688.88	126,688.88	28,383.00	489,238.38	-	517,621.38	2,151,859.52	1,631,921.85	126,688.88	3,910,470.25
February	3,136,031.50	1,668,830.48	-	4,804,861.98	-	-	-	-	1,940.35	595,814.44	-	597,754.79	3,137,971.85	2,264,644.92	-	5,402,616.77
March	3,625,455.54	2,020,623.64	-	5,646,079.18	-	-	2,860,000.00	2,860,000.00	313,226.08	273,960.90	-	587,186.98	3,938,681.62	2,294,584.54	2,860,000.00	9,093,266.16
April	3,815,020.72	3,219,377.11	-	7,034,397.83	-	-	93,250.10	93,250.10	225,629.99	30,000.00	-	255,629.99	4,040,650.71	3,249,377.11	93,250.10	7,383,277.92
May	2,339,198.73	3,226,847.40	-	5,566,046.13	-	-	231,290.00	231,290.00	83,773.47	-	-	83,773.47	2,422,972.20	3,226,847.40	231,290.00	5,881,109.60
June	3,475,194.19	3,298,384.63	-	6,773,578.82	-	-	489,168.25	489,168.25	121,427.42	43,465.00	-	164,892.42	3,596,621.61	3,341,849.63	489,168.25	7,427,639.49
July	2,160,897.19	3,268,186.69	-	5,429,083.88	-	-	-	-	-	-	-	-	2,160,897.19	3,268,186.69	-	5,429,083.88
August	4,217,082.22	2,808,174.62	-	7,025,256.84	-	-	-	-	-	-	-	-	4,217,082.22	2,808,174.62	-	7,025,256.84
September	3,547,341.68	4,367,652.16	32,678.00	7,947,671.84	-	-	-	-	-	-	-	-	3,547,341.68	4,367,652.16	32,678.00	7,947,671.84
<b>TOTAL</b>	<b>28,439,698.29</b>	<b>25,020,760.20</b>	<b>32,678.00</b>	<b>53,493,136.49</b>	<b>-</b>	<b>-</b>	<b>3,800,397.23</b>	<b>3,800,397.23</b>	<b>774,380.31</b>	<b>1,432,478.72</b>	<b>-</b>	<b>2,206,859.03</b>	<b>29,214,078.60</b>	<b>26,453,238.92</b>	<b>3,833,075.23</b>	<b>59,500,392.75</b>

Prepared by:

MARIA TERESA M URBANO  
Chief, Finance Division

September 9, 2014

NOTED BY:

STELLA ZIPAGAN-BANAWIS  
Executive Director

**EMPLOYEES COMPENSATION COMMISSION**  
**MONTHLY REPORT OF DISBURSEMENT**  
As of October 31, 2014

MONTHS	CURRENT YEAR BUDGET				PRIOR YEARS BUDGET				PRIOR YEAR'S OBLIGATION				GRAND TOTAL			
	PS	MOOE	CO	TOTAL	PS	MOOE	CO	TOTAL	PS	MOOE	CO	TOTAL	PS	MOOE	CO	TOTAL
January	2,123,476.52	1,142,683.47	-	3,266,159.99	-	-	126,688.88	126,688.88	28,383.00	489,238.38	-	517,621.38	2,151,859.52	1,631,921.85	126,688.88	3,910,470.25
February	3,136,031.50	1,668,830.48	-	4,804,861.98	-	-	-	-	1,940.35	595,814.44	-	597,754.79	3,137,971.85	2,264,644.92	-	5,402,616.77
March	3,625,455.54	2,020,623.64	-	5,646,079.18	-	-	2,860,000.00	2,860,000.00	313,226.08	273,960.90	-	587,186.98	3,938,681.62	2,294,584.54	2,860,000.00	9,093,266.16
April	3,815,020.72	3,219,377.11	-	7,034,397.83	-	-	93,250.10	93,250.10	225,629.99	30,000.00	-	255,629.99	4,040,650.71	3,249,377.11	93,250.10	7,383,277.92
May	2,339,198.73	3,226,847.40	-	5,566,046.13	-	-	231,290.00	231,290.00	83,773.47	-	-	83,773.47	2,422,972.20	3,226,847.40	231,290.00	5,881,109.60
June	3,475,194.19	3,298,384.63	-	6,773,578.82	-	-	489,168.25	489,168.25	121,427.42	43,465.00	-	164,892.42	3,596,621.61	3,341,849.63	489,168.25	7,427,639.49
July	2,160,897.19	3,268,186.69	-	5,429,083.88	-	-	-	-	-	-	-	-	2,160,897.19	3,268,186.69	-	5,429,083.88
August	4,217,082.22	2,808,174.62	-	7,025,256.84	-	-	-	-	-	-	-	-	4,217,082.22	2,808,174.62	-	7,025,256.84
September	3,547,341.68	4,367,652.16	32,678.00	7,947,671.84	-	-	-	-	-	-	-	-	3,547,341.68	4,367,652.16	32,678.00	7,947,671.84
October	4,237,409.24	3,017,783.52	-	7,255,192.76	-	-	1,749,876.93	1,749,876.93	51,917.45	37,900.00	-	89,817.45	4,289,326.69	3,055,683.52	1,749,876.93	9,094,887.14
<b>TOTAL</b>	<b>32,677,107.53</b>	<b>28,038,543.72</b>	<b>32,678.00</b>	<b>60,748,329.25</b>	<b>-</b>	<b>-</b>	<b>5,550,274.16</b>	<b>5,550,274.16</b>	<b>826,297.76</b>	<b>1,470,378.72</b>	<b>-</b>	<b>2,296,676.48</b>	<b>33,503,405.29</b>	<b>29,508,922.44</b>	<b>5,582,952.16</b>	<b>68,595,279.89</b>

Prepared by:



MARIA TERESA M URBANO  
Chief, Finance Division

November 12, 2014

NOTED BY:



STELLA ZIPAGAN-BANAWIS  
Executive Director

**EMPLOYEES COMPENSATION COMMISSION**  
**MONTHLY REPORT OF DISBURSEMENT**  
As of November 30, 2014

MONTHS	CURRENT YEAR BUDGET				PRIOR YEARS BUDGET				PRIOR YEAR'S OBLIGATION				GRAND TOTAL			
	PS	MOOE	CO	TOTAL	PS	MOOE	CO	TOTAL	PS	MOOE	CO	TOTAL	PS	MOOE	CO	TOTAL
January	2,123,476.52	1,142,683.47	-	3,266,159.99	-	-	126,688.88	126,688.88	28,383.00	489,238.38	-	517,621.38	2,151,859.52	1,631,921.85	126,688.88	3,910,470.25
February	3,136,041.50	1,668,830.48	-	4,804,871.98	-	-	-	-	1,940.35	595,814.44	-	597,754.79	3,137,981.85	2,264,644.92	-	5,402,626.77
March	3,625,455.54	2,020,623.64	-	5,646,079.18	-	-	2,860,000.00	2,860,000.00	313,226.08	273,960.90	-	587,186.98	3,938,681.62	2,294,584.54	2,860,000.00	9,093,266.16
April	3,815,020.72	3,219,377.11	-	7,034,397.83	-	-	93,250.10	93,250.10	225,629.99	30,000.00	-	255,629.99	4,040,650.71	3,249,377.11	93,250.10	7,383,277.92
May	2,339,198.73	3,226,847.40	-	5,566,046.13	-	-	231,290.00	231,290.00	83,773.47	-	-	83,773.47	2,422,972.20	3,226,847.40	231,290.00	5,881,109.60
June	3,475,194.19	3,298,384.63	-	6,773,578.82	-	-	489,168.25	489,168.25	121,427.42	43,465.00	-	164,892.42	3,596,621.61	3,341,849.63	489,168.25	7,427,639.49
July	2,160,897.19	3,268,186.69	-	5,429,083.88	-	-	-	-	-	-	-	-	2,160,897.19	3,268,186.69	-	5,429,083.88
August	4,217,082.22	2,808,174.62	-	7,025,256.84	-	-	-	-	-	-	-	-	4,217,082.22	2,808,174.62	-	7,025,256.84
September	3,547,341.68	4,367,652.16	32,678.00	7,947,671.84	-	-	-	-	-	-	-	-	3,547,341.68	4,367,652.16	32,678.00	7,947,671.84
October	4,237,409.24	3,017,783.52	-	7,255,192.76	-	-	1,749,876.93	1,749,876.93	51,917.45	37,900.00	-	89,817.45	4,289,326.69	3,055,683.52	1,749,876.93	9,094,887.14
November	3,919,149.88	5,002,818.20	933.92	8,922,902.00	-	-	-	-	574,677.65	-	-	574,677.65	4,493,827.53	5,002,818.20	933.92	9,497,579.65
<b>TOTAL</b>	<b>36,596,267.41</b>	<b>33,041,361.92</b>	<b>33,611.92</b>	<b>69,671,241.25</b>	<b>-</b>	<b>-</b>	<b>5,550,274.16</b>	<b>5,550,274.16</b>	<b>1,400,975.41</b>	<b>1,470,378.72</b>	<b>-</b>	<b>2,871,354.13</b>	<b>37,997,242.82</b>	<b>34,511,740.64</b>	<b>5,583,886.08</b>	<b>78,092,869.54</b>

Prepared by:

  
**MARIA TERESA M URBANO**  
Chief, Finance Division


December 10, 2014

NOTED BY:

  
**STELLA ZIPAGAN-BANAWIS**  
Executive Director

**EMPLOYEES COMPENSATION COMMISSION**  
**MONTHLY REPORT OF DISBURSEMENT**  
As of December 31, 2014

MONTHS	CURRENT YEAR BUDGET				PRIOR YEARS BUDGET				PRIOR YEAR'S OBLIGATION				GRAND TOTAL			
	PS	MOOE	CO	TOTAL	PS	MOOE	CO	TOTAL	PS	MOOE	CO	TOTAL	PS	MOOE	CO	TOTAL
January	2,123,476.52	1,142,683.47	-	3,266,159.99	-	-	126,688.88	126,688.88	28,383.00	489,238.38	-	517,621.38	2,151,859.52	1,631,921.85	126,688.88	3,910,470.25
February	3,136,041.50	1,668,830.48	-	4,804,871.98	-	-	-	-	1,940.35	595,814.44	-	597,754.79	3,137,981.85	2,264,644.92	-	5,402,626.77
March	3,625,455.54	2,020,623.64	-	5,646,079.18	-	-	2,860,000.00	2,860,000.00	313,226.08	273,960.90	-	587,186.98	3,938,681.62	2,294,584.54	2,860,000.00	9,093,266.16
April	3,815,020.72	3,219,377.11	-	7,034,397.83	-	-	93,250.10	93,250.10	225,629.99	30,000.00	-	255,629.99	4,040,650.71	3,249,377.11	93,250.10	7,383,277.92
May	2,339,198.73	3,226,847.40	-	5,566,046.13	-	-	231,290.00	231,290.00	83,773.47	-	-	83,773.47	2,422,972.20	3,226,847.40	231,290.00	5,881,109.60
June	3,475,194.19	3,298,384.63	-	6,773,578.82	-	-	489,168.25	489,168.25	121,427.42	43,465.00	-	164,892.42	3,596,621.61	3,341,849.63	489,168.25	7,427,639.49
July	2,160,897.19	3,268,186.69	-	5,429,083.88	-	-	-	-	-	-	-	-	2,160,897.19	3,268,186.69	-	5,429,083.88
August	4,217,082.22	2,808,174.62	-	7,025,256.84	-	-	-	-	-	-	-	-	4,217,082.22	2,808,174.62	-	7,025,256.84
September	3,547,341.68	4,367,652.16	32,678.00	7,947,671.84	-	-	-	-	-	-	-	-	3,547,341.68	4,367,652.16	32,678.00	7,947,671.84
October	4,237,409.24	3,017,783.52	-	7,255,192.76	-	-	1,749,876.93	1,749,876.93	51,917.45	37,900.00	-	89,817.45	4,289,326.69	3,055,683.52	1,749,876.93	9,094,887.14
November	3,919,149.88	5,002,818.20	933.92	8,922,902.00	-	-	-	-	574,677.65	-	-	574,677.65	4,493,827.53	5,002,818.20	933.92	9,497,579.65
December	4,906,286.70	5,622,880.30	428,728.00	10,957,895.00	-	-	430,179.40	430,179.40	7,354.89	-	-	7,354.89	4,913,641.59	5,622,880.30	858,907.40	11,395,429.29
<b>TOTAL</b>	<b>41,502,554.11</b>	<b>38,664,242.22</b>	<b>462,339.92</b>	<b>80,629,136.25</b>	<b>-</b>	<b>-</b>	<b>5,980,453.56</b>	<b>5,980,453.56</b>	<b>1,408,330.30</b>	<b>1,470,378.72</b>	<b>-</b>	<b>2,878,709.02</b>	<b>42,910,884.41</b>	<b>40,134,620.94</b>	<b>6,442,793.48</b>	<b>89,488,298.83</b>

Prepared by:   
**MARIA TERESA M URBANO**  
Chief, Finance Division  
January 26, 2015

NOTED BY:   
**STELLA ZIPAGAN-BANAWIS**  
Executive Director