

EMPLOYEES' COMPENSATION COMMISSION*Status of Funds (In Pesos)***As of January 31, 2020**

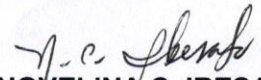
Fund Sources	2020 INTERIM BUDGET				Current Year Obligated				Balances				% of Utilization
	PS	MOOE	CO	TOTAL	PS	MOOE	CO	TOTAL	PS	MOOE	CO	TOTAL	
SIF	51,565,820	43,375,959		94,941,779	4,457,058.00	994,627.38		5,451,685.38	47,108,762.00	42,381,331.62	-	89,490,093.62	6%
Retained Earnings	15,781,180	86,769,041	7,076,000	109,626,221		2,410,441.40		2,410,441.40	15,781,180.00	84,358,600	7,076,000	107,215,779.60	2%
TOTAL	67,347,000	130,145,000	7,076,000	204,568,000	4,457,058.00	3,405,068.78	-	7,862,126.78	62,889,942.00	126,739,931.22	7,076,000	196,705,873.22	4%

Note: 1. Utilized 2% of the allotted funds for priority programs/project/activities.

2. Utilized 2% of the allotted PS, MOOE and CO chargeable to Retained Earnings from January 31, 2019.

3. Funds sourced from the State Insurance Fund (SIF) and ECC retained earnings and receive no financial support from the National Government.

Prepared by:


NOVELINA C. IBESATE
Budget Officer II

Date: February 19, 2020

Noted by:


STELLA ZIPAGAN BANAWIS
Executive Director

EMPLOYEES' COMPENSATION COMMISSION*Status of Budget Utilization Report (In Pesos)***As of February 29, 2020**

Fund Sources	2020 INTERIM BUDGET				Current Year Obligated				Balances				% of Utilization
	PS	MOOE	CO	TOTAL	PS	MOOE	CO	TOTAL	PS	MOOE	CO	TOTAL	
SIF	74,031,000	46,736,420		120,767,420	11,026,015.76	3,417,302.51		14,443,318.27	63,004,984.24	43,319,117.49	-	106,324,101.73	12%
Retained Earnings		103,826,580	2,810,000	106,636,580		5,676,936.43		5,676,936.43	-	98,149,643.57	2,810,000	100,959,643.57	5%
TOTAL	74,031,000	150,563,000	2,810,000	227,404,000	11,026,015.76	9,094,238.94	-	20,120,254.70	63,004,984.24	141,468,761.06	2,810,000	207,283,745.30	9%

Note: 1. Utilized 5% of the allotted funds for priority programs/project/activities.**2. Utilized 4% of the allotted PS, MOOE and CO chargeable to Retained Earnings.****3. Funds sourced from the State Insurance Fund (SIF) and ECC retained earnings and receive no financial support from the National Government.**

Prepared by:


NOVELINA C. IBESATE
Budget Officer II

Noted by:


STELLA ZIPAGAN-BANAWIS
Executive Director


Date: February 28, 2020

EMPLOYEES' COMPENSATION COMMISSION*Status of Budget Utilization Report (In Pesos)***As of March 31, 2020**

Fund Sources	2020 INTERIM BUDGET				Current Year Obligated				Balances				% of Utilization
	PS	MOOE	CO	TOTAL	PS	MOOE	CO	TOTAL	PS	MOOE	CO	TOTAL	
SIF	74,031,000	46,736,420		120,767,420	15,701,015.62	4,883,442.97		20,584,458.59	58,329,984.38	41,852,977.03	-	100,182,961.41	17%
Retained Earnings		103,826,580	2,810,000	106,636,580		9,440,336.31		9,440,336.31	-	94,386,243.69	2,810,000	97,196,243.69	9%
TOTAL	74,031,000	150,563,000	2,810,000	227,404,000	15,701,015.62	14,323,779.28	-	30,024,794.90	58,329,984.38	136,239,220.72	2,810,000	197,379,205.10	13%

Note: 1. Utilized 11% of the allotted funds for priority programs/project/activities.**2. Utilized 9% of the allotted PS, MOOE and CO chargeable to Retained Earnings.****3. Funds sourced from the State Insurance Fund (SIF) and ECC retained earnings and receive no financial support from the National Government.**

Prepared by:


NOVELINA C. IBESATE
 Budget Officer II

Noted by:


STELLA ZIPAGAN-BANAWIS
 Executive Director


Date: May 29, 2020

EMPLOYEES' COMPENSATION COMMISSION*Status of Budget Utilization Report (In Pesos)***As of April 30, 2020**

Fund Sources	2020 INTERIM BUDGET				Current Year Obligated				Balances				% of Utilization
	PS	MOOE	CO	TOTAL	PS	MOOE	CO	TOTAL	PS	MOOE	CO	TOTAL	
SIF	74,031,000	46,736,420		120,767,420	19,570,175.19	4,883,442.97		24,453,618.16	54,460,824.81	41,852,977.03	-	96,313,801.84	20%
Retained Earnings		103,826,580	2,810,000	106,636,580		9,440,336.31		9,440,336.31	-	94,386,243.69	2,810,000	97,196,243.69	9%
TOTAL	74,031,000	150,563,000	2,810,000	227,404,000	19,570,175.19	14,323,779.28	-	33,893,954.47	54,460,824.81	136,239,220.72	2,810,000	193,510,045.53	15%

Note: 1. Utilized 11% of the allotted funds for priority programs/project/activities.**2. Utilized 9% of the allotted PS, MOOE and CO chargeable to Retained Earnings.****3. Funds sourced from the State Insurance Fund (SIF) and ECC retained earnings and receive no financial support from the National Government.**

Prepared by:


NOVELINA C. IBESATE
 Budget Officer II

Noted by:


STELLA ZIPAGAN-BANAWIS
 Executive Director

Date: May 29, 2020

EMPLOYEES' COMPENSATION COMMISSION*Status of Budget Utilization Report (In Pesos)***As of May 31, 2020**

Fund Sources	2020 INTERIM BUDGET				Current Year Obligated				Balances				% of Utilization
	PS	MOOE	CO	TOTAL	PS	MOOE	CO	TOTAL	PS	MOOE	CO	TOTAL	
SIF	74,031,000	46,736,420		120,767,420	26,727,937.39	4,883,442.97		31,611,380.36	47,303,062.61	41,852,977.03	-	89,156,039.64	26%
Retained Earnings		103,826,580	2,810,000	106,636,580		9,440,336.31		9,440,336.31	-	94,386,243.69	2,810,000	97,196,243.69	9%
TOTAL	74,031,000	150,563,000	2,810,000	227,404,000	26,727,937.39	14,323,779.28	-	41,051,716.67	47,303,062.61	136,239,220.72	2,810,000	186,352,283.33	18%

Note: 1. Utilized 11% of the allotted funds for priority programs/project/activities.**2. Utilized 9% of the allotted PS, MOOE and CO chargeable to Retained Earnings.****3. Funds sourced from the State Insurance Fund (SIF) and ECC retained earnings and receive no financial support from the National Government.**

Prepared by:


NOVELINA C. IBÉSATE
Budget Officer II

Noted by:


STELLA ZIPAGAN-BANAWIS
Executive Director

Date: June 3, 2020

EMPLOYEES' COMPENSATION COMMISSION*Status of Budget Utilization Report (In Pesos)***As of June 30, 2020**

Fund Sources	2020 INTERIM BUDGET				Current Year Obligated				Balances				% of Utilization
	PS	MOOE	CO	TOTAL	PS	MOOE	CO	TOTAL	PS	MOOE	CO	TOTAL	
SIF	74,031,000	46,736,420		120,767,420	32,531,069.82	11,154,067.42		43,685,137.24	41,499,930.18	35,582,352.58	-	77,082,282.76	36%
Retained Earnings		103,826,580	2,810,000	106,636,580		12,067,000.31		12,067,000.31	-	91,759,579.69	2,810,000	94,569,579.69	11%
TOTAL	74,031,000	150,563,000	2,810,000	227,404,000	32,531,069.82	23,221,067.73	-	55,752,137.55	41,499,930.18	127,341,932.27	2,810,000	171,651,862.45	25%

Note: 1. Utilized 14% of the allotted funds for priority programs/project/activities.**2. Utilized 11% of the allotted PS, MOOE and CO chargeable to Retained Earnings.****3. Funds sourced from the State Insurance Fund (SIF) and ECC retained earnings and receive no financial support from the National Government.**

Prepared by:


NOVELINA C. IBESATE
Budget Officer II

Noted by:


STELLA ZIPAGAN-BANAWIS
Executive Director

Date: July 1, 2020

EMPLOYEES' COMPENSATION COMMISSION*Status of Budget Utilization Report (In Pesos)***As of July 31, 2020**

Fund Sources	2020 INTERIM BUDGET				Current Year Obligated				Balances				% of Utilization
	PS	MOOE	CO	TOTAL	PS	MOOE	CO	TOTAL	PS	MOOE	CO	TOTAL	
SIF	74,031,000	46,736,420		120,767,420	37,023,501.56	14,258,175.58		51,281,677.14	37,007,498.44	32,478,244.42	-	69,485,742.86	42%
Retained Earnings		103,826,580	2,810,000	106,636,580		14,911,046.50		14,911,046.50	-	88,915,533.50	2,810,000	91,725,533.50	14%
TOTAL	74,031,000	150,563,000	2,810,000	227,404,000	37,023,501.56	29,169,222.08	-	66,192,723.64	37,007,498.44	121,393,777.92	2,810,000	161,211,276.36	29%

Note: 1. Utilized 17% of the allotted funds for priority programs/project/activities.

2. Utilized 14% of the allotted PS, MOOE and CO chargeable to Retained Earnings.

3. Funds sourced from the State Insurance Fund (SIF) and ECC retained earnings and receive no financial support from the National Government.

Prepared by:

Noted by:

NOVELINA C. IBESATE (SGD.)

Budget Officer II

STELLA ZIPAGAN-BANAWIS (SGD.)

Executive Director

Date: August 2, 2020