



BAR No. 1

### QUARTERLY PHYSICAL REPORT OF OPERATIONS As of 2<sup>nd</sup> Quarter 2020

Particulars	UACS Code	Physical Targets					Physical Accomplishments					Variance as of Dec 2020	Remarks
		1 <sup>st</sup> Q	2 <sup>nd</sup> Q	3 <sup>rd</sup> Q	4 <sup>th</sup> Q	TOTAL	1 <sup>st</sup> Q	2 <sup>nd</sup> Q	3 <sup>rd</sup> Q	4 <sup>th</sup> Q	TOTAL		
1	2	3	4	5	6	7=3+4+5+6	8	9	10	11	12=8+9+10+11	13	14
MFO 1: IMPROVED AND EXPANDED BENEFITS, SERVICES AND COVERAGE													
DEVELOPMENT AND REVIEW OF POLICIES ON ECP		1	1	2	1	5	0	3			3	(2)	
		issuances to improve the benefits and services and/or expand the coverage of Employees' Compensation Program (ECP approved by the Board					issuances to improve the benefits and services and/or expand the coverage of Employees' Compensation Program (ECP approved by the Board						
PROVISION OF REHABILITATION SERVICES													
- ECC Quick Response		100% of monitored contingencies responded to / extended with services 7 days after the date of contingency					12	1			13		
							work-related incidences were responded						
- KAGABAY		109	109	109	73	400	201	13			214	(186)	
		PWRDs availed the skills/ entrepreneurial training					PWRDs availed the skills/ entrepreneurial training						
- Physical Restoration		87	87	87	59	320	98	0			98	(222)	
		PWRDs provided with PT/OT and related rehabilitation services					PWRDs provided with PT/OT and related rehabilitation services						
		20	20	20	15	75	20	0			20	(55)	



Particulars	UACS Code	Physical Targets					Physical Accomplishments					Variance as of Dec 2020	Remarks
		1st Q	2nd Q	3rd Q	4th Q	TOTAL	1st Q	2nd Q	3rd Q	4th Q	TOTAL		
1	2	3	4	5	6	7=3+4+5+6	8	9	10	11	12=8+9+10+11	13	14
		PWRDs provided with rehabilitation appliances/ prosthesis					PWRDs provided with rehabilitation appliances/ prosthesis						

#### ECP INFORMATION DISSEMINATION

No. of IEC materials developed and produced	0	3	4	3	10	0	5				(5)	
	IEC materials developed and produced					IEC materials developed and produced						
No. of ECP advocacy seminars conducted	196 ECP seminars conducted w/ 10,088 participants from 4,390 companies	196 ECP seminars conducted w/ 10,088 participants from 4,390 companies	196 ECP seminars conducted w/ 10,088 participants from 4,390 companies	132 ECP seminars conducted w/ 6,736 participants from 2,930 companies	720 ECP seminars conducted w/ 37,000 participants from 16,100 companies	130 ECP seminars conducted w/ 5,775 participants from 2,500 companies	2 ECP seminars conducted w/ 208 participants from 28 companies			132 ECP seminars conducted w/ 5,983 participants from 2,528 companies	(588)  (31,017)  (13,572)	

#### MFO 2: APPEALED CASES DISPOSED


##### 1. DISPOSITION OF EC APPEALED CASES

No. of appealed cases disposed as of 20 November 2020	100% Disposition rate by Nov. 20, 2020	64% Disposition rate  (16 EC cases disposed out of 25 cases received)	67% Disposition rate  (28 EC cases disposed out of 42 cases received)			67% Disposition rate	(33%)	
-------------------------------------------------------	-------------------------------------------	--------------------------------------------------------------------------------	--------------------------------------------------------------------------------	--	--	-------------------------	-------	--

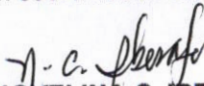


Particulars	UACS Code	Physical Targets					Physical Accomplishments					Variance as of Dec 2020	Remarks
		1 <sup>st</sup> Q	2 <sup>nd</sup> Q	3 <sup>rd</sup> Q	4 <sup>th</sup> Q	TOTAL	1 <sup>st</sup> Q	2 <sup>nd</sup> Q	3 <sup>rd</sup> Q	4 <sup>th</sup> Q	TOTAL		
1	2	3	4	5	6	7=3+4+5+6	8	9	10	11	12=8+9+10+11	13	14
No. of appealed cases disposed within PCT of 20 working days		100% Disposition rate within PCT					100% Disposition rate  (16 EC cases disposed within PCT)	100% Disposition rate  (28 EC cases disposed within PCT)			100% Disposition rate		
GENERAL ADMINISTRATION AND SUPPORT SERVICES (GASS)													
Technical Support for Policy/Program Development		Technical support services provided	Technical support services provided	Technical support services provided	Technical support services provided	Technical support services provided	Technical support services provided	Technical support services provided					
Administrative and Financial Support Services		Administrative and financial support services provided	Administrative and financial support services provided	Administrative and financial support services provided	Administrative and financial support services provided	Administrative and financial support services provided	Administrative and financial support services provided	Administrative and financial support services provided					


Prepared by:

  
**JALYN YNARA SEN G. ESTABLECIDA**  
 Management and Audit Officer I

In coordination with:

  
**NOVELINA C. IBESATE**  
 Budget Officer II

Approved by:

  
**STELLA ZIPAGAN-BANAWIS**  
 Executive Director

08 July 2020