

**EMPLOYEES COMPENSATION COMMISSION**  
**CONSOLIDATED QUARTERLY REPORT OF INCOME**  
For the Quarter ending December, 2012  
(in Pesos)

Source of Income	ACTUAL INCOME COLLECTION FOR THE QUARTER				INCOME TO DATE	INCOME DEPOSITED	REMARKS
	First Month	Second Month	Third Month	TOTAL			
Non-tax							
Rental Income	277,358.26	331,623.46	281,358.26	890,339.98	3,557,101.66	3,557,101.66	from Government Offices Sale of bid forms, rebates from NHMFC. others
Miscellaneous	52.12	-	52.17	104.29	38,238.83	38,238.83	
<b>TOTAL</b>	<b>277,410.38</b>	<b>331,623.46</b>	<b>281,410.43</b>	<b>890,444.27</b>	<b>3,595,340.49</b>	<b>3,595,340.49</b>	

Prepared by:

  
**MARIA TERESA M. URBANO**  
Chief, Finance Division


Noted by:

  
**STELLA ZIPAGAN-BANAWIS**  
OIC Executive Director

**EMPLOYEES COMPENSATION COMMISSION**  
**CONSOLIDATED QUARTERLY REPORT OF INCOME**  
For the Quarter ending September, 2012  
(in Pesos)

Source of Income	ACTUAL INCOME COLLECTION FOR THE QUARTER				INCOME TO DATE	INCOME DEPOSITED	REMARKS
	First Month	Second Month	Third Month	TOTAL			
Non-tax							
Rental Income	253,024.86	252,964.86	283,418.26	789,407.98	2,666,761.68	2,666,761.68	from Government Offices Sale of bid forms, rebates from NHMFC
Miscellaneous	1,826.06	32,352.12	26.06	34,204.24	38,134.54	38,134.54	
<b>TOTAL</b>	<b>254,850.92</b>	<b>285,316.98</b>	<b>283,444.32</b>	<b>823,612.22</b>	<b>2,704,896.22</b>	<b>2,704,896.22</b>	

Prepared by:


  
**MARIA TERESA M. URBANO**  
Chief, Finance Division

Noted by:

  
**STELLA ZIPAGAN-BANAWIS**  
OIC Executive Director

**EMPLOYEES COMPENSATION COMMISSION**  
**CONSOLIDATED QUARTERLY REPORT OF INCOME**  
For the Quarter ending June, 2012  
(in Pesos)


Source of Income	ACTUAL INCOME COLLECTION FOR THE QUARTER				INCOME TO DATE	INCOME DEPOSITED	REMARKS
	First Month	Second Month	Third Month	TOTAL			
Non-tax							
Rental Income	225,093.06	371,364.28	255,024.86	851,482.20	1,877,353.70	1,877,353.70	from Government offices
Miscellaneous	26.06	-	1,826.06	1,852.12	3,930.30	3,930.30	Sale of bid forms, rebates from NHMFC
<b>TOTAL</b>	<b>225,119.12</b>	<b>371,364.28</b>	<b>256,850.92</b>	<b>853,334.32</b>	<b>1,881,284.00</b>	<b>1,881,284.00</b>	

Prepared by:   
**MARIA TERESA M. URBANO**  
Chief, Finance Division

Noted by:   
**STELLA ZIPAGAN-BANAWIS**  
OIC Executive Director

**EMPLOYEES COMPENSATION COMMISSION**  
**CONSOLIDATED QUARTERLY REPORT OF INCOME**  
 For the Quarter ending March, 2012  
 (in Pesos)

Source of Income	ACTUAL INCOME COLLECTION FOR THE QUARTER				INCOME TO DATE	INCOME DEPOSITED	REMARKS
	First Month	Second Month	Third Month	TOTAL			
Non-tax							
Rental Income	200,025.97	484,413.05	341,432.48	1,025,871.50	1,025,871.50	1,025,871.50	from Government offices
Miscellaneous	1,000.00	1,052.12	26.06	2,078.18	2,078.18	2,078.18	Sale of bid forms, rebates from NHMFC
<b>TOTAL</b>	<b>201,025.97</b>	<b>485,465.17</b>	<b>341,458.54</b>	<b>1,027,949.68</b>	<b>1,027,949.68</b>	<b>1,027,949.68</b>	

Prepared by:   
**MARIA TERESA M. URBANO**  
 Chief, Finance Division

Noted by:   
**STELLA ZIPAGAN-BANAWIS**  
 OIC Executive Director